Hausbett 310

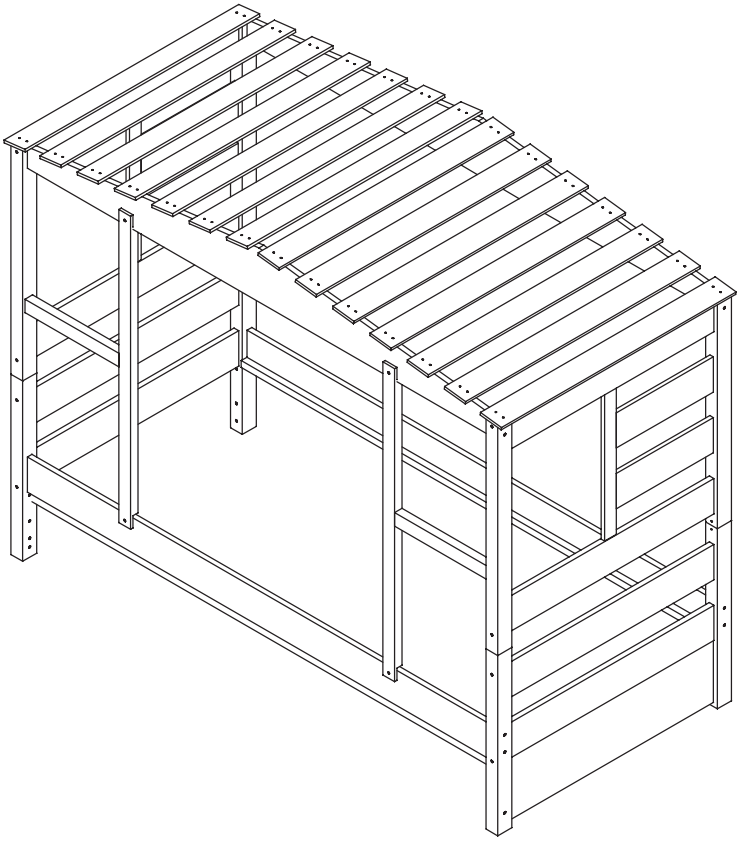

D Gebrauchsanweisung

NL Gebruiksrichtlijnen

IT Istruzioni per l'uso

CZ Pokyny k použití

HU Használati útmutató

PT Instruções de utilização

SK Pokyny k použitiu

GB Instructions for use

FR Instructions d'utilisation

PL Instrukcja obsługi

ES Instrucciones de empleo

RO Instructiuni de folosire

RU Инструкция по монтажу

TR Kullanim talimatlari

HAUSBETT 310

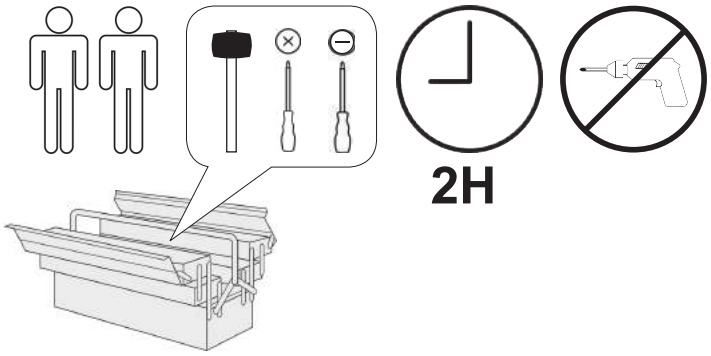

MVH GmbH & Co. KG
August-Thyssen-Str.8-10
32278 Kirchlengern
Tel.: +49(0) 5223 - 65335 0
Mail: info@ticaa.de

MA-Code:
EB-HAUSBETT310-90-KF-2021F

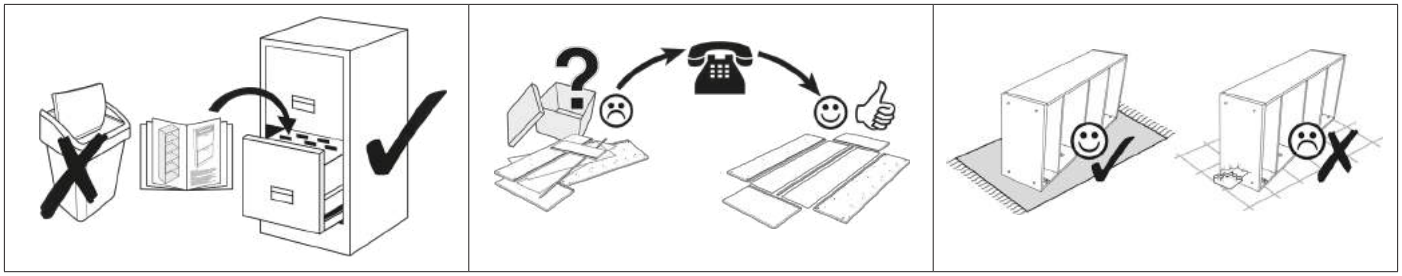

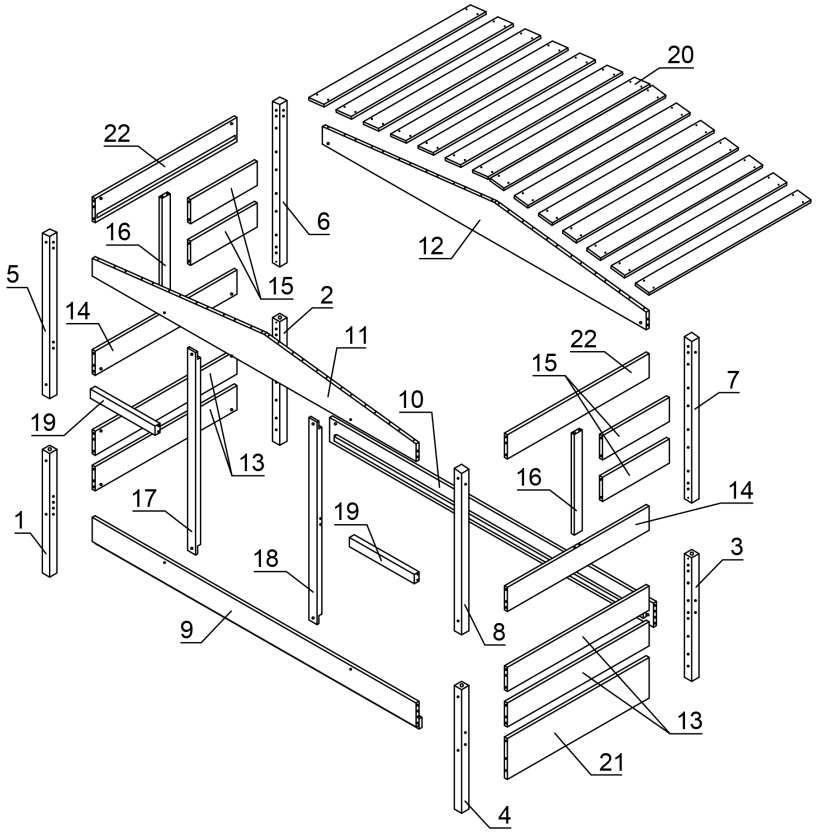

No.	L	B	T	Pcs.	Colli
1	666	45	45	1x	1
2	666	45	45	1x	1
3	666	45	45	1x	1
4	666	45	45	1x	1
5	875	45	45	1x	1
6	875	45	45	1x	1
7	875	45	45	1x	1
8	875	45	45	1x	1
9	2000	150	43	1x	2
10	2000	130	43	1x	2
11	2000	200	18	1x	2

No.	L	B	T	Pcs.	Colli
12	2000	200	18	1x	2
13	876	130	18	4x	2
14	876	130	18	2x	2
15	414	130	18	4x	1
16	543	50	18	2x	1
17	1091	50	30	1x	1
18	1091	50	30	1x	1
19	400	50	30	2x	1
20	1000	90	14	14x	2
21	876	220	18	1x	1
22	876	130	18	2x	2

A 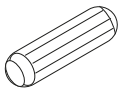 8x35 mm 82x	**M** 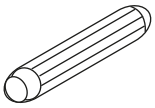 15x60 mm 4x	**N** 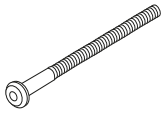 Ø M6x90 mm 28x	**D** D10x14 mm 28x
B 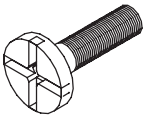 M6x10 mm 4x	**R** 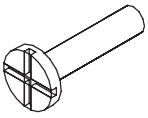 M6x30 mm 4x	**G** 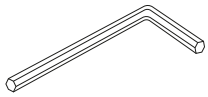 1x	**AA** 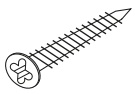 Ø 3,5x35 mm 64x
F PVC 8 mm 12x			

1

A

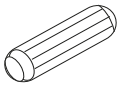

8x35 mm

82x

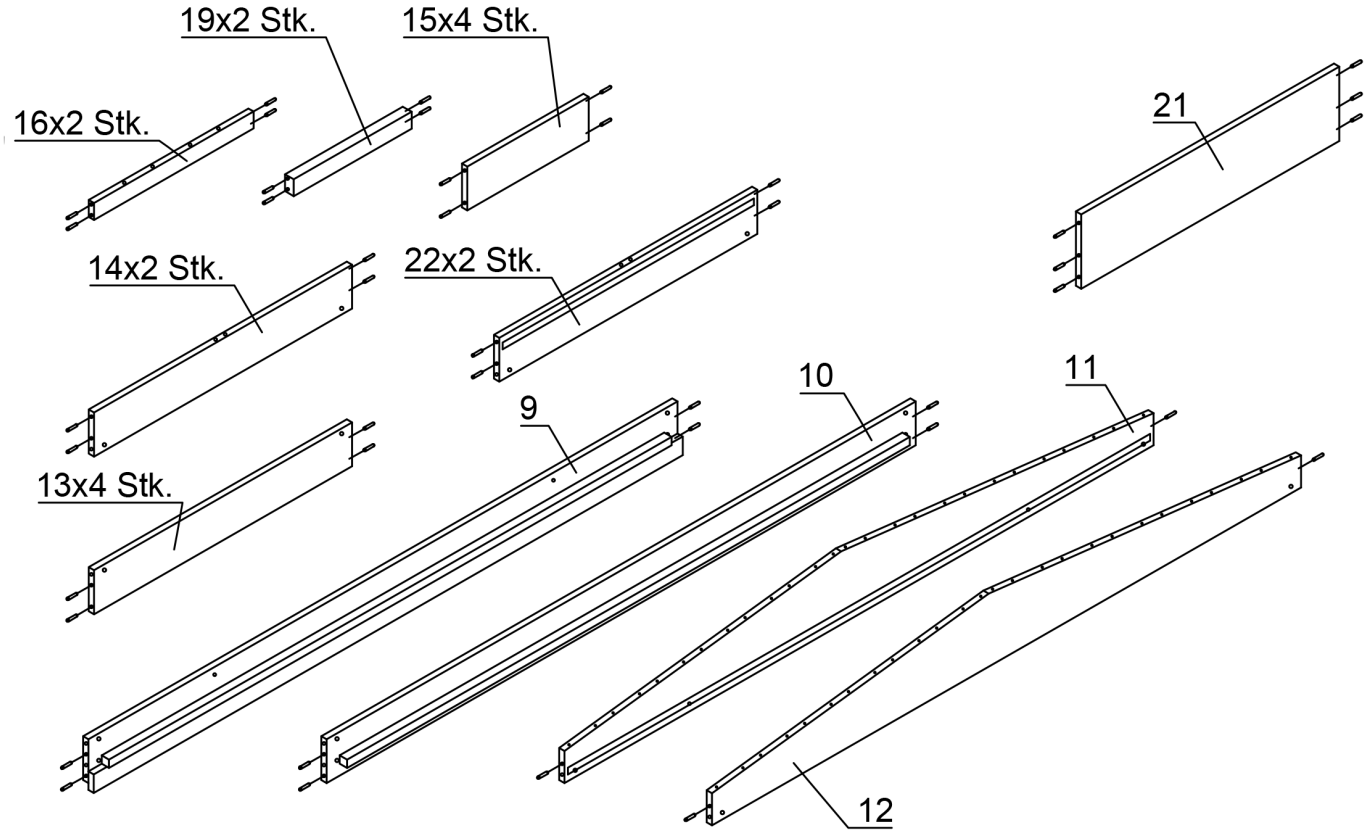

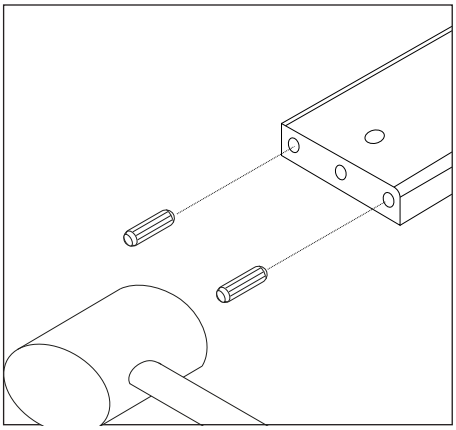

2

N	D	G
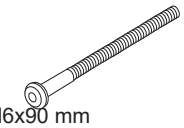 Ø M6x90 mm 16x	D10x14 mm 16x	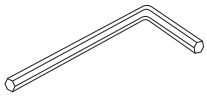 1x

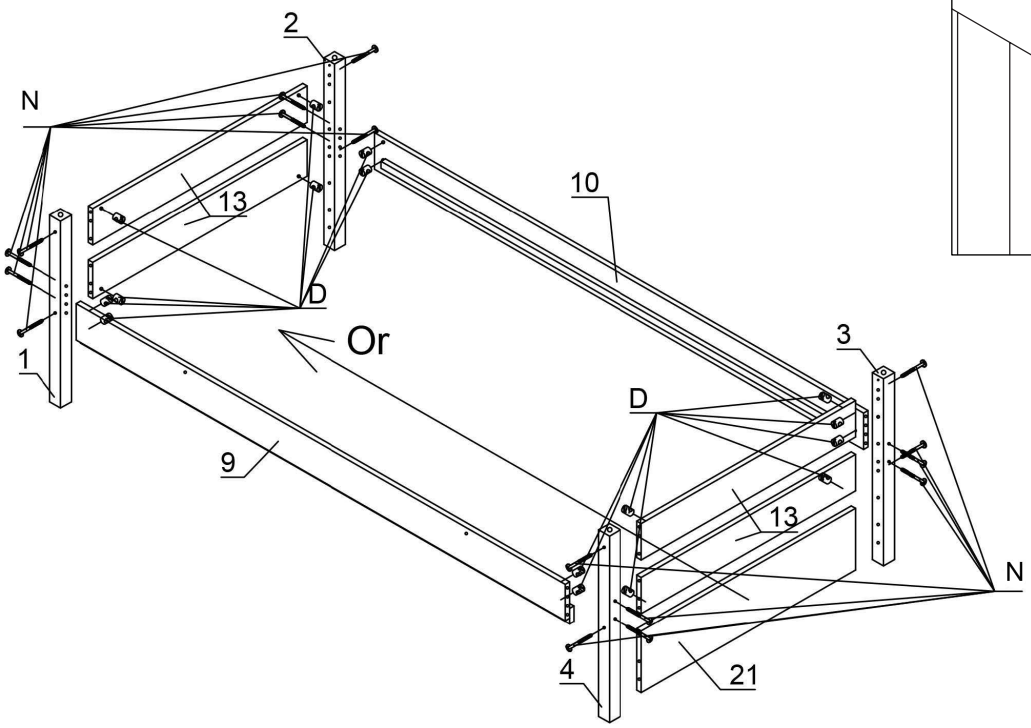

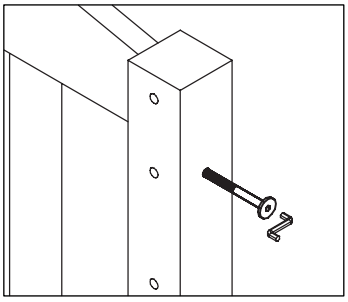

3

D	N	B	R
D10x14 mm 12x	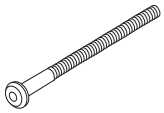 Ø M6x90 mm 12x	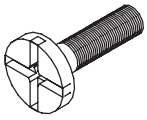 M6x10 mm 2x	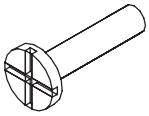 M6x30 mm 2x

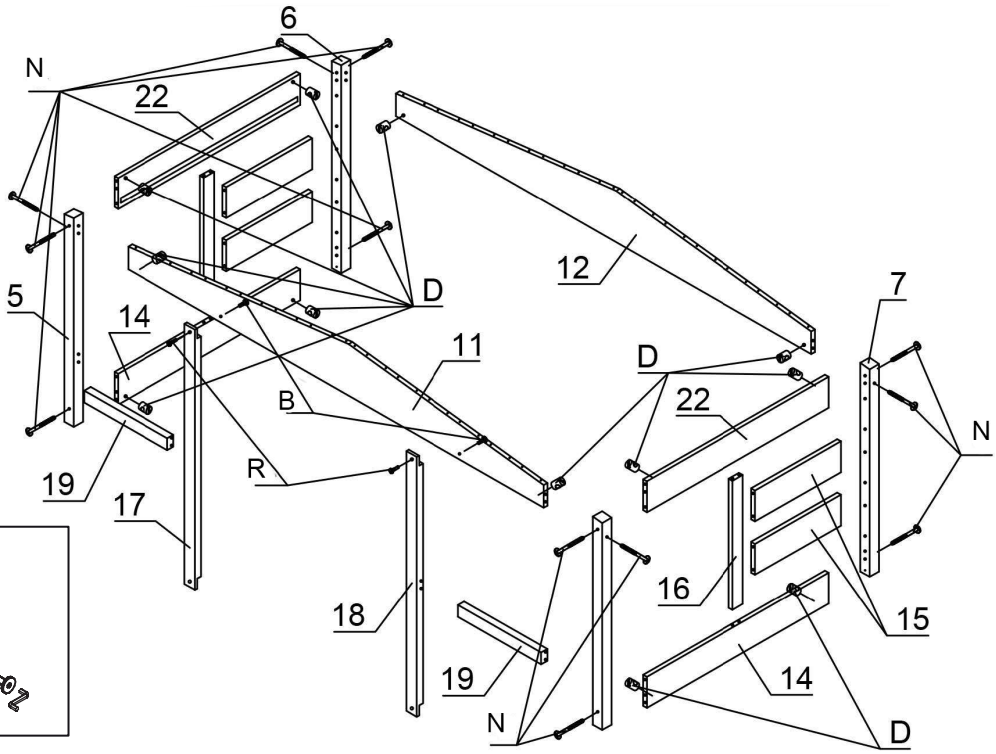

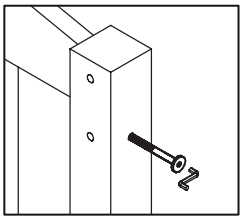

4

F PVC 8 mm 12x	**G** 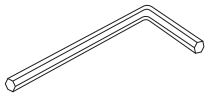 1x	**M** 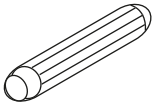 15x60 mm 4x	**B** 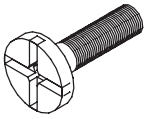 M6x10 mm 2x
AA 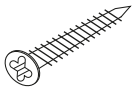 Ø 3,5x35 mm 64x	**R** 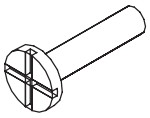 M6x30 mm 2x		

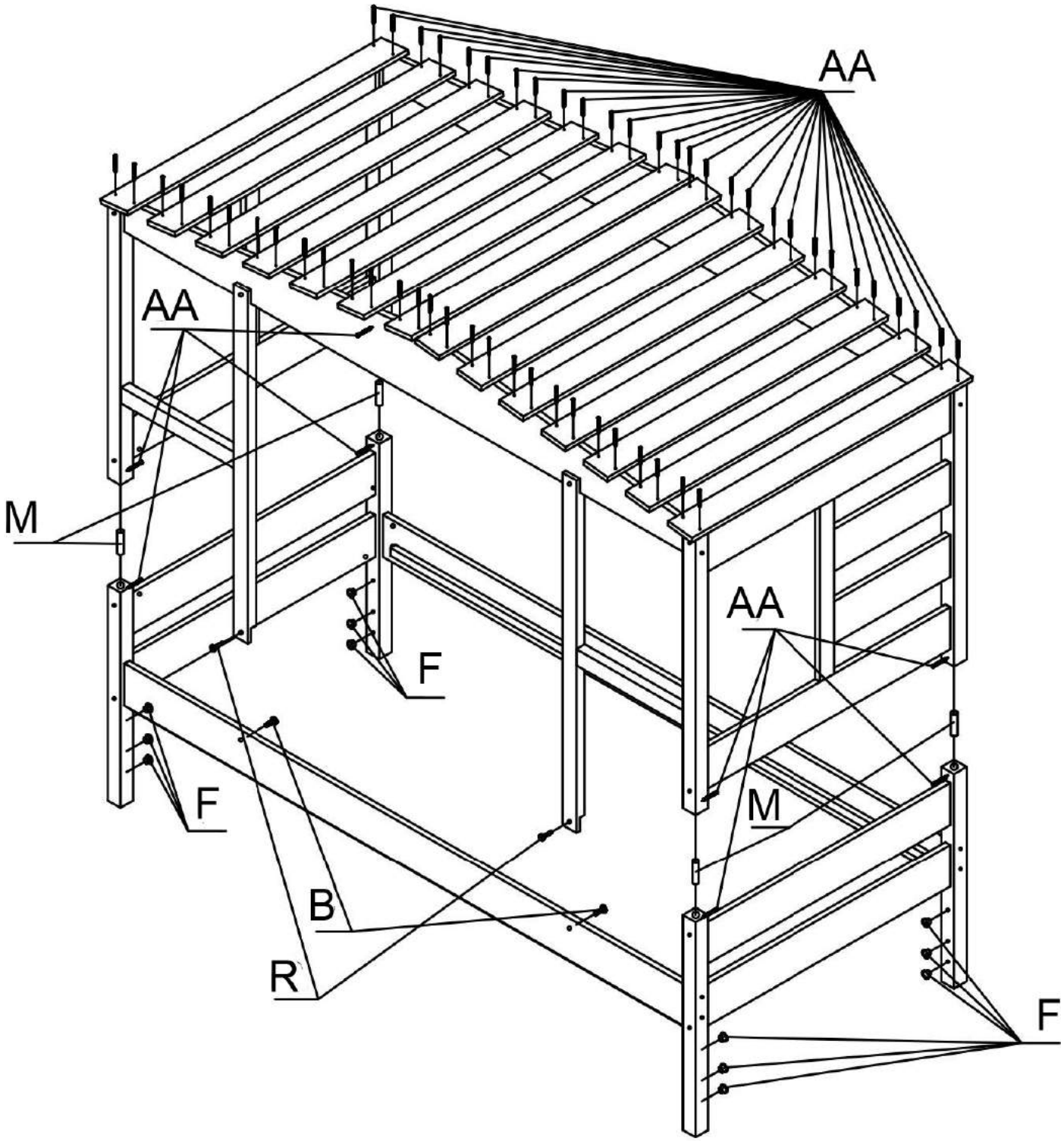

D	Bitte nur mit einem Staubtuch oder leicht feuchtem Lappen reinigen. Keine scheuernden Putzmittel verwenden.
GB	Please only clean with a duster or a damp cloth. Do no use any abrasive cleaners.
FR	Veuillez nettoyer uniquement avec un chiffon à poussière ou un chiffon légèrement humide. Ne pas utiliser de détergent abrasif.
IT	Si raccomanda di pulire sono con un panno per la polvere o uno strofinaccio umido. Non utilizzare detergenti abrasivi.
NL	Reinig alleen met een stofdoek of een lichtjes vochtige doek. Gebruik geen schurende poetsmiddelen.
PL	Czyszczenie należy wykonać wyłącznie za pomocą ściereczki lub lekko nawilżonego ręcznika. Nie stosować środków czyszczących do szorowania.
CZ	Čistěte prosím jen prachovkou nebo lehce navlhčeným hadrem. Nepoužívejte drhnoucí čisticí prostředky.
SK	Na čistenie používajte len prachovku alebo zľahka navlhčenú utierku. Nepoužívajte žiadne drhnúce čistiace prostriedky.
HU	Kérjük, csak portörlő kendővel vagy enyhén nedves ronggyal tisztítsa. Ne használjon dörzshatású tisztítószert.
RO	Vă rugăm să utilizaţi la curăţare exclusiv o cârpă de şters praful sau o cârpă uşor umezită. Nu utilizaţi substanţe de curăţat abrazive.
TR	Lütfen sadece bir toz beziyle veya hafif nemli yumuşak bir bezle siliniz. Aşındırıcı temizlik malzemeleri kullanmayınız.
RU	Очищайте от пыли тряпкой или слегка влажной ветошью. Не допускается применение чистящих средств, не предназначенных для ухода за мебелью.

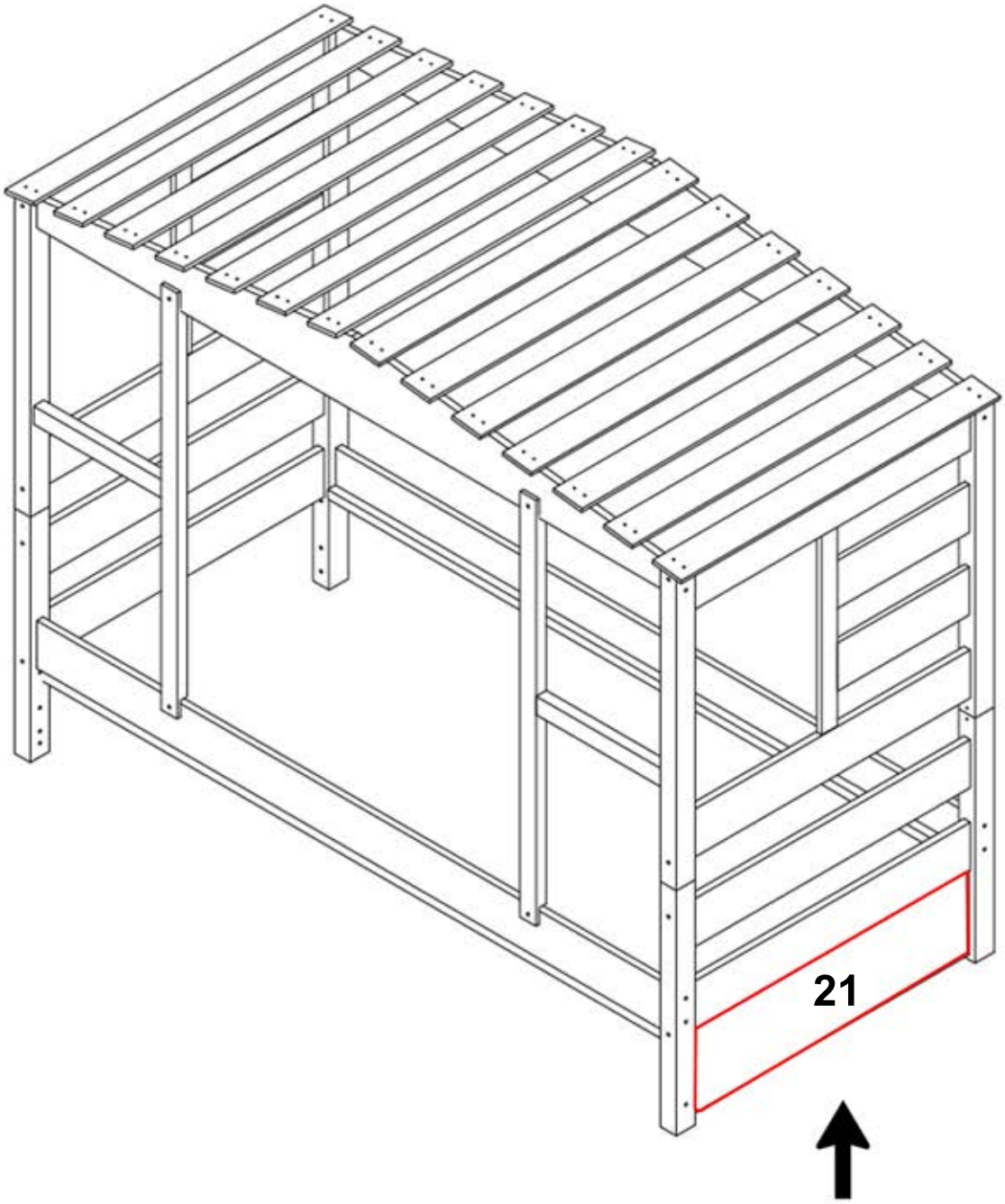

Bitte beachten:
Teil 21 ist im Lieferumfang nur 1x enthalten

Please note:
Part 21 is only included once
in the scope of delivery

Marianne 310 90x200

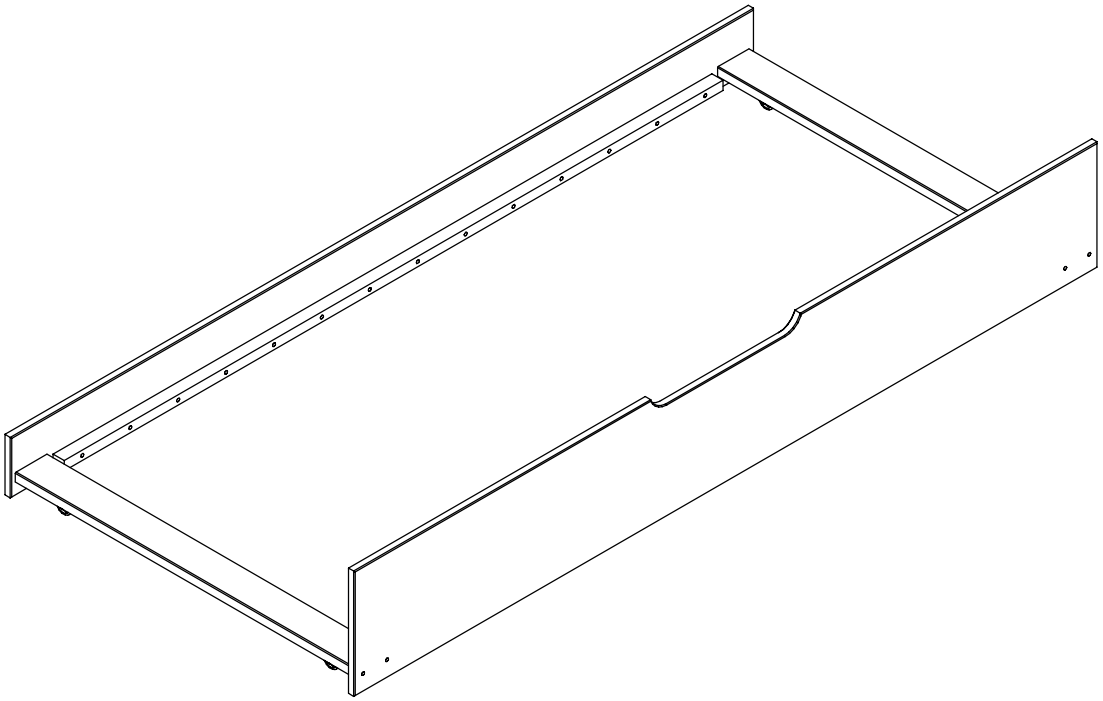

D Gebrauchsanweisung

NL Gebruiksrichtlijnen

IT Istruzioni per l'uso

CZ Pokyny k použití

HU Használati útmutató

PT Instruções de utilização

SK Pokyny k použitiu

GB Instructions for use

FR Instructions d'utilisation

PL Instrukcja obsługi

ES Instrucciones de empleo

RO Instructiuni de folosire

RU Инструкция по монтажу

TR Kullanim talimatlari

MARIANNE 310
90x200

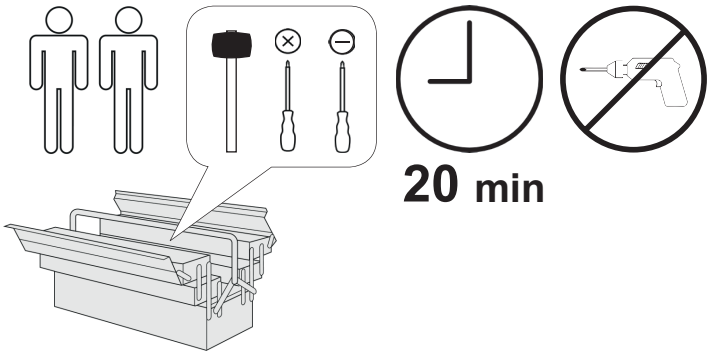

MVH GmbH & Co. KG
August-Thyssen-Str.8-10
32278 Kirchlengern
Tel.: +49(0) 5223 - 65335 0
Mail: info@ticaa.de

MA-Code:
BK-MARIANNE310-90-KF-2021F



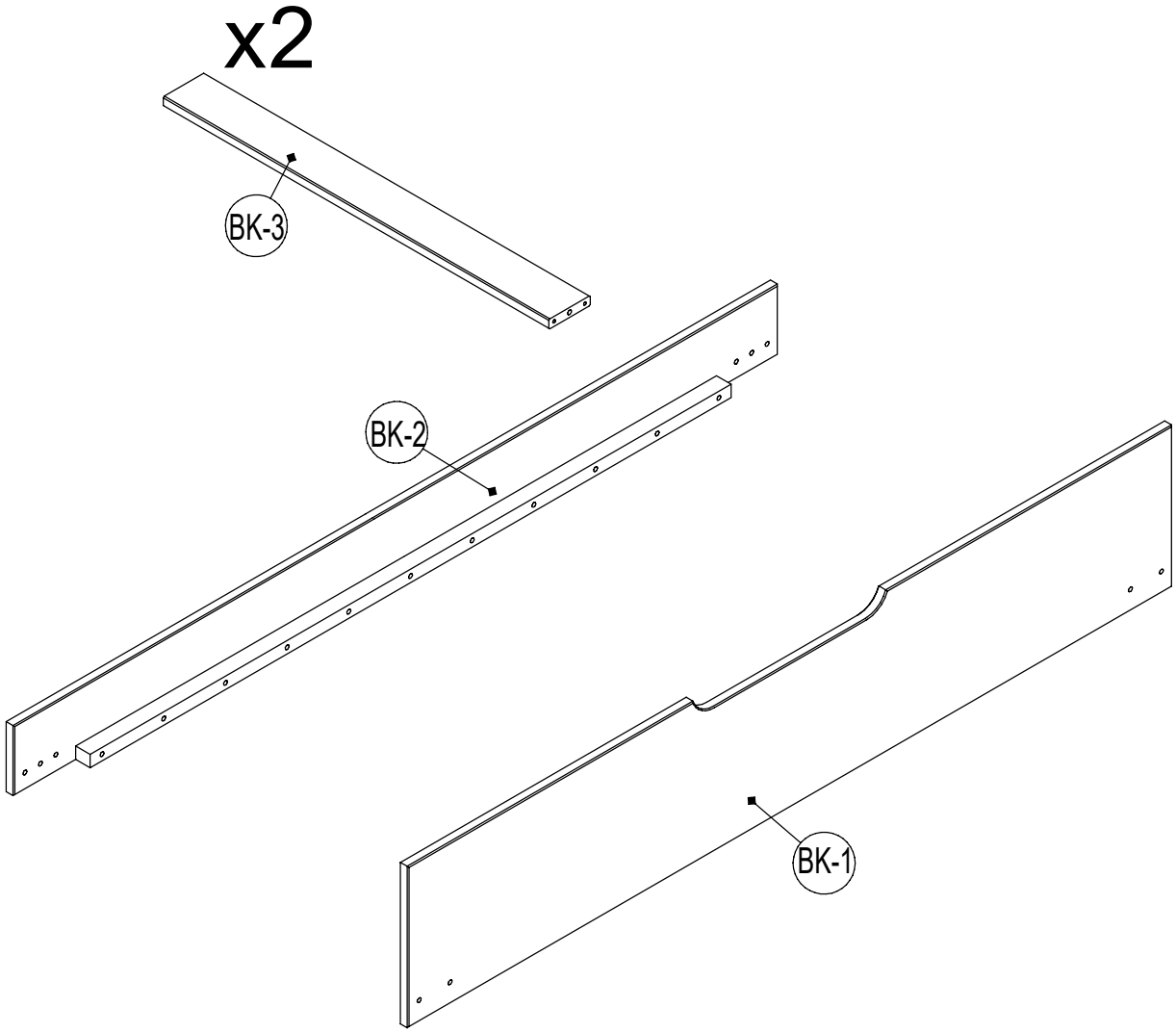

No.	L	B	Pcs.	Colli
BK-1	1986	290	1x	1
BK-2	1986	140	1x	1
BK-3	900	86	2x	1

BK-A 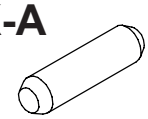 Ø 8x30 mm 4x	**BK-D** Ø 3,5x15 mm 8x	**BK-W** 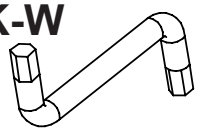 SW4 1x	**BK-P** 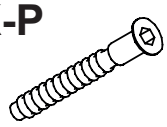 Ø 7x50 mm 8x
BK-Q Ø 4,2x13 mm 4x	**BK-R** 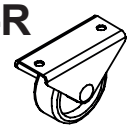 Ø 40x43 mm 4x		

1

BK-A	BK-D	BK-R
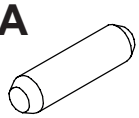		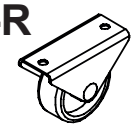
Ø 8x30 mm	Ø 3,5x15 mm	Ø 40x43 mm
4x	8x	4x

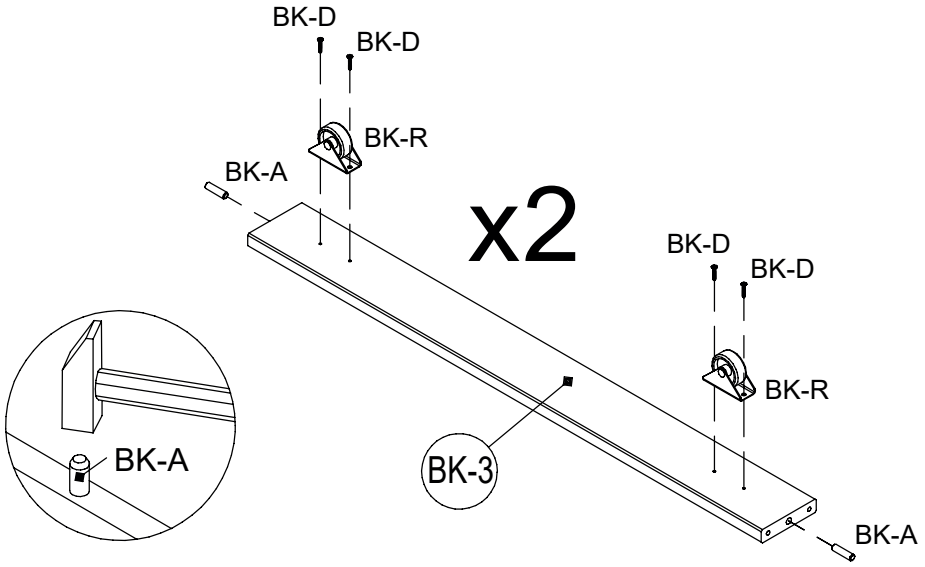

2

BK-Q	BK-P	J48
	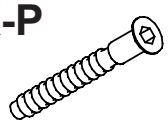	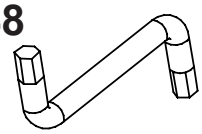
Ø 4,2x13 mm	Ø 7x50 mm	SW4
4x	8x	1x

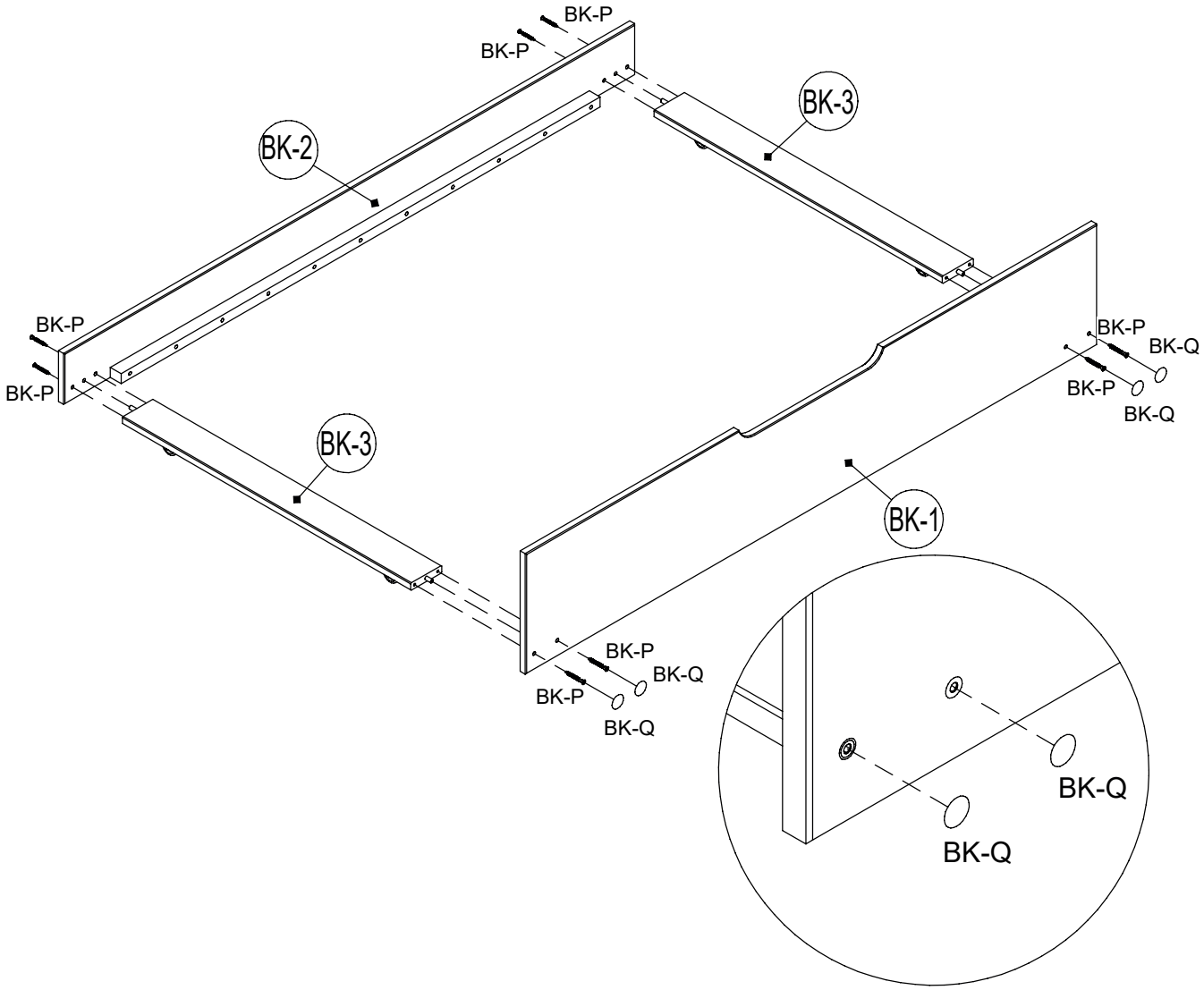

D	Bitte nur mit einem Staubtuch oder leicht feuchtem Lappen reinigen. Keine scheuernden Putzmittel verwenden.
GB	Please only clean with a duster or a damp cloth. Do no use any abrasive cleaners.
FR	Veuillez nettoyer uniquement avec un chiffon à poussière ou un chiffon légèrement humide. Ne pas utiliser de détergent abrasif.
IT	Si raccomanda di pulire sono con un panno per la polvere o uno strofinaccio umido. Non utilizzare detergenti abrasivi.
NL	Reinig alleen met een stofdoek of een lichtjes vochtige doek. Gebruik geen schurende poetsmiddelen.
PL	Czyszczenie należy wykonać wyłącznie za pomocą ściereczki lub lekko nawilżonego ręcznika. Nie stosować środków czyszczących do szorowania.
CZ	Čistěte prosím jen prachovkou nebo lehce navlhčeným hadrem. Nepoužívejte drhnoucí čisticí prostředky.
SK	Na čistenie používajte len prachovku alebo zľahka navlhčenú utierku. Nepoužívajte žiadne drhnúce čistiace prostriedky.
HU	Kérjük, csak portörlő kendővel vagy enyhén nedves ronggyal tisztítsa. Ne használjon dörzshatású tisztítószert.
RO	Vă rugăm să utilizaţi la curăţare exclusiv o cârpă de şters praful sau o cârpă uşor umezită. Nu utilizaţi substanţe de curăţat abrazive.
TR	Lütfen sadece bir toz beziyle veya hafif nemli yumuşak bir bezle siliniz. Aşındırıcı temizlik malzemeleri kullanmayınız.
RU	Очищайте от пыли тряпкой или слегка влажной ветошью. Не допускается применение чистящих средств, не предназначенных для ухода за мебелью.