

(D) Montageanleitung

(GB) Assembly instructions

(FR) Notice de montage

(IT) Istruzioni di montaggio

(NL) Handleiding voor de montage

(PL) Instrukcja montażu

(CZ) Montážní návod

(SK) Návod na montáž




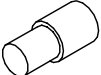









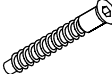
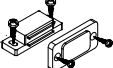



(HU) Szerelési útmutató

(RO) Instrucțiuni de montaj

(TR) Montaj talimatı

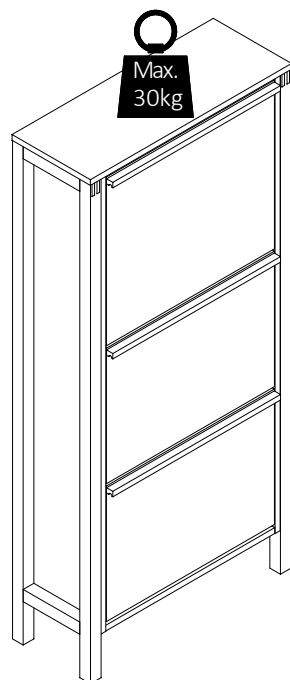
(RU) Инструкция по монтажу

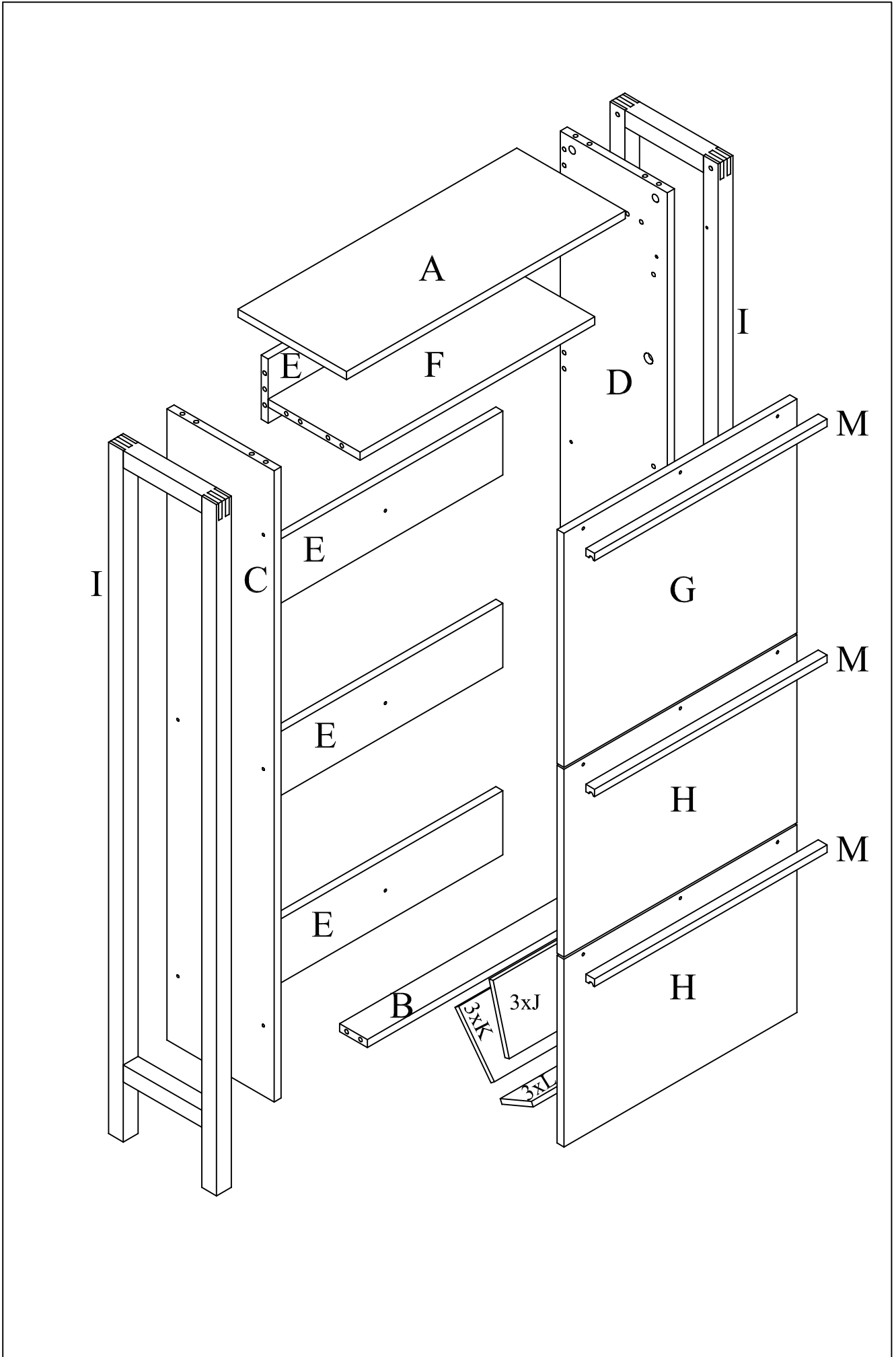
*Leonhard Pfeifer*

<b>A1</b>		x26	<b>A2</b>		x18	<b>A3</b>		x18
<b>A4</b>		x6	<b>A5</b>		x9 3,5x30	<b>A6</b>		x6 6,3x11
<b>A7</b>		x18 6,3x15	<b>A8</b>		x18 3,5x15	<b>A9</b>		x3
<b>A10</b>		x6	<b>A11</b>		x6	<b>A12</b>		x1 4mm
<b>A13</b>		x1 3mm	<b>A14</b>		x12 6x30	<b>A15</b>		x3 3,5x16-12x
<b>A16</b>		x4	<b>A17</b>		x1 4x40	<b>A18</b>		x1



Teil Nr. Pieces Nr. Pièces Nr. Stukken Nr. Pezzi Nr. Часть Ном.	Anzahl Quantity Quantité Hoeveelheid Quantità Количество	Kasten Nr. Colli Nr. Colli Nr. Colli Nr. Коробка Ном.	Maß, mm Dimensions, mm Dimensions, mm Afmetingen, mm Dimensioni, mm Размеры, mm	✓
A	1	1	643 x 250 x 16	
B	1	1	541 x 64 x 16	
F	1	1	541 x 212 x 16	
C,D	2	1	1260 x 247 x 16	
E	4	1	541 x 128 x 16	
H	2	1	537 x 374 x 16	
G	1	1	537 x 466 x 16	
L	3	1	529 x 86 x 10	
K	3	1	529 x 143 x 10	
J	3	1	529 x 137 x 10	
I	4	1	1380 x 249 x 34	
M	3	1	536 x 15 x 34	



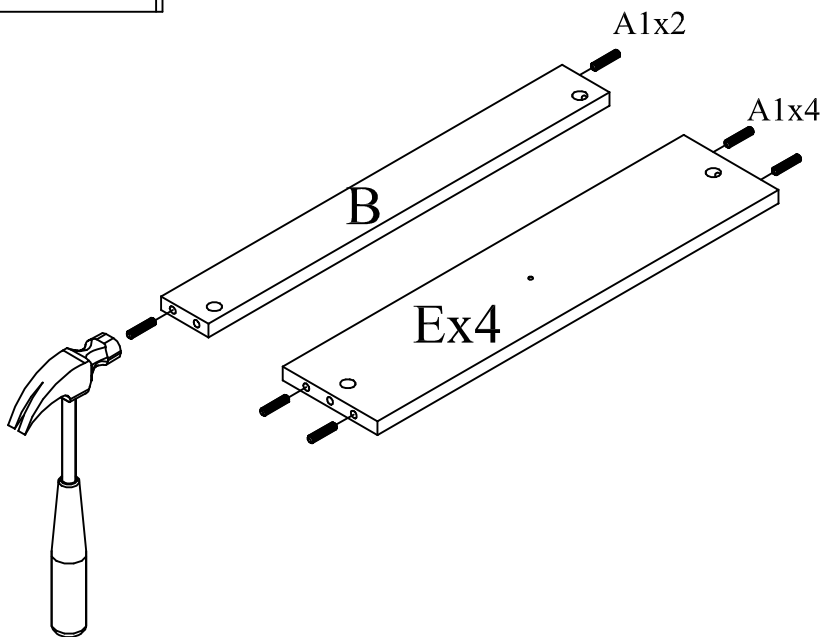


A1



x6

1



A1



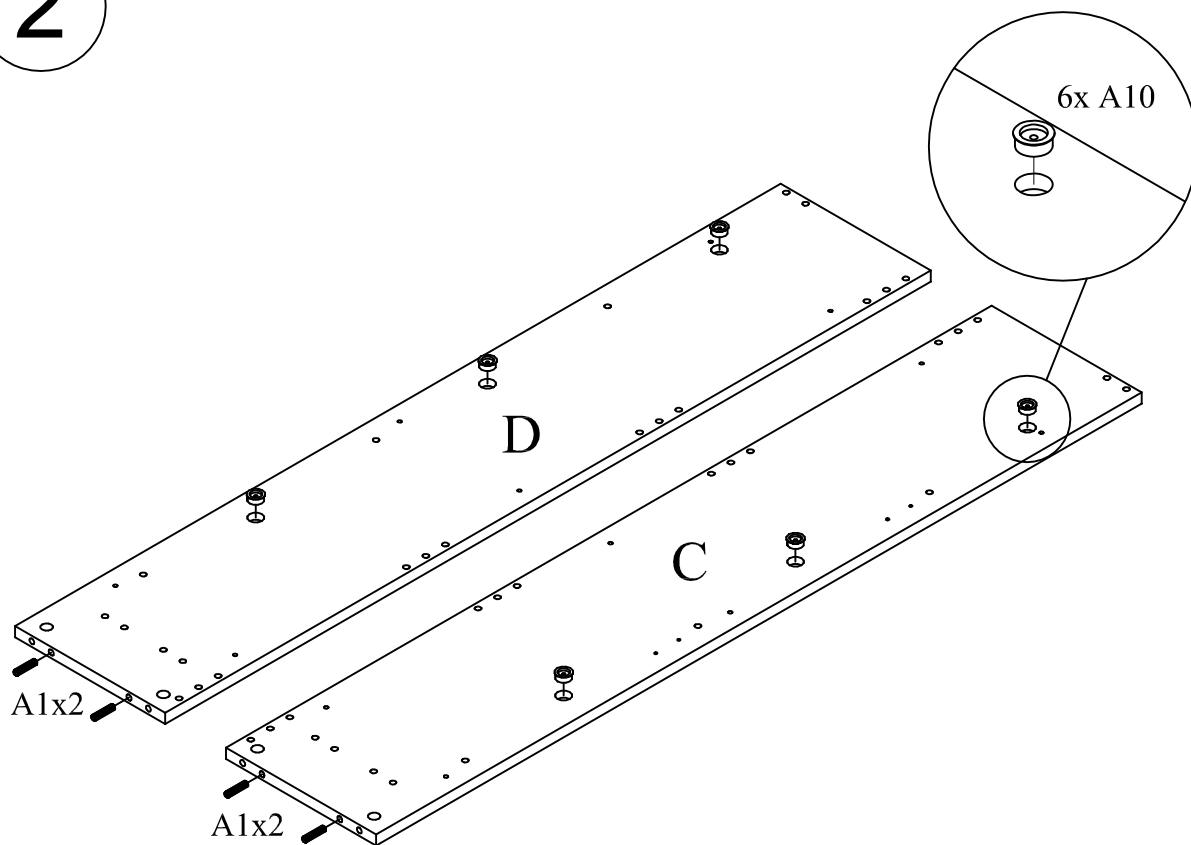
x4

A10

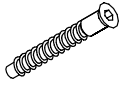


x6

2

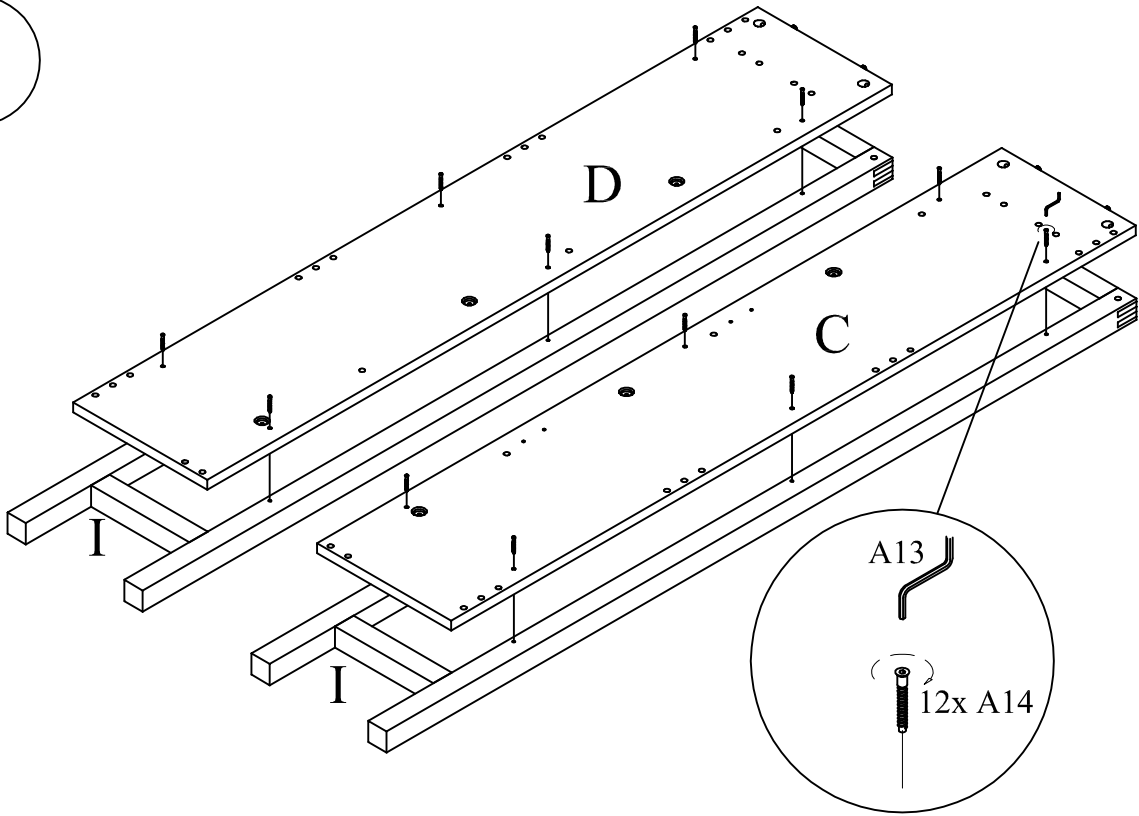


A14

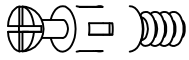


x12

3



A2



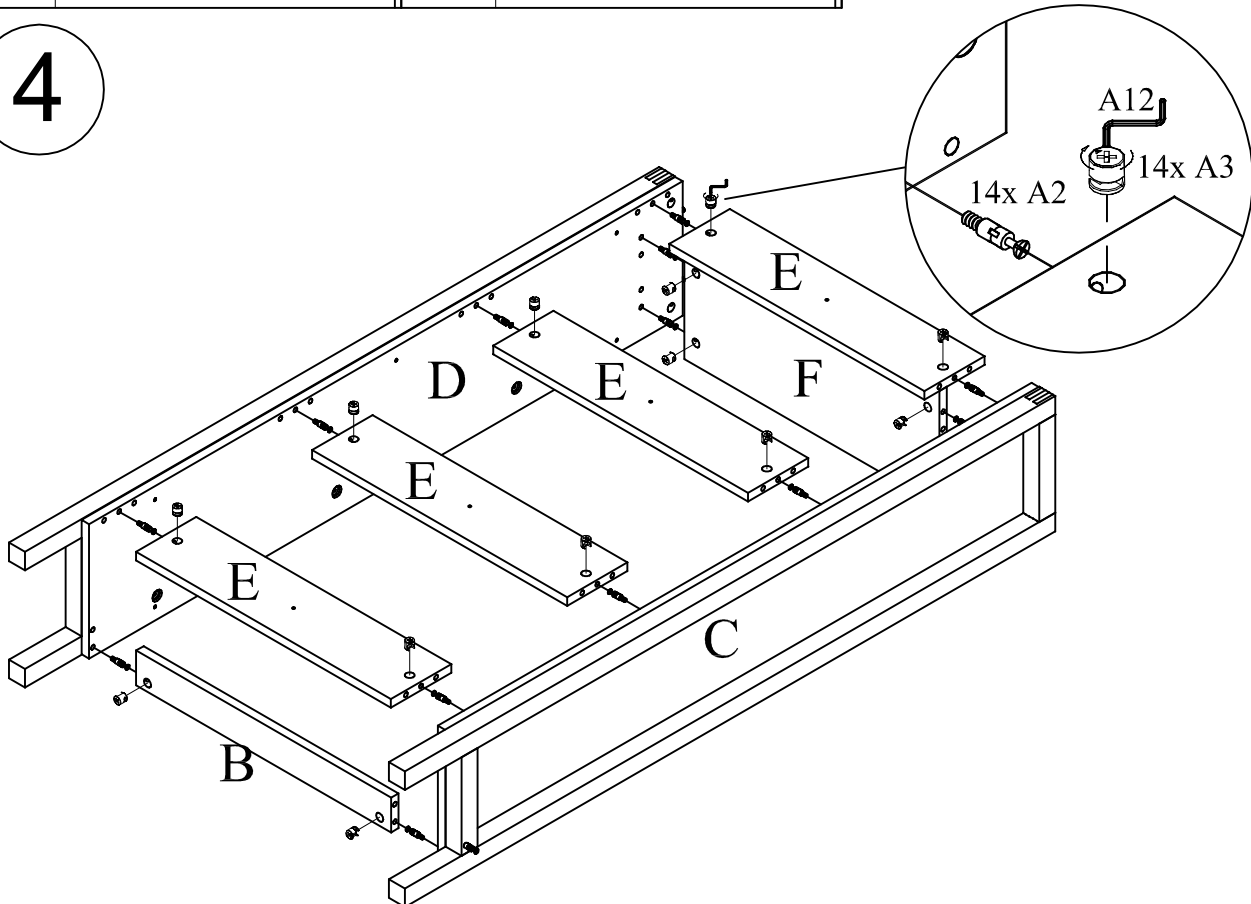
x14

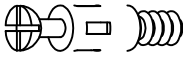

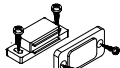
A3



x14

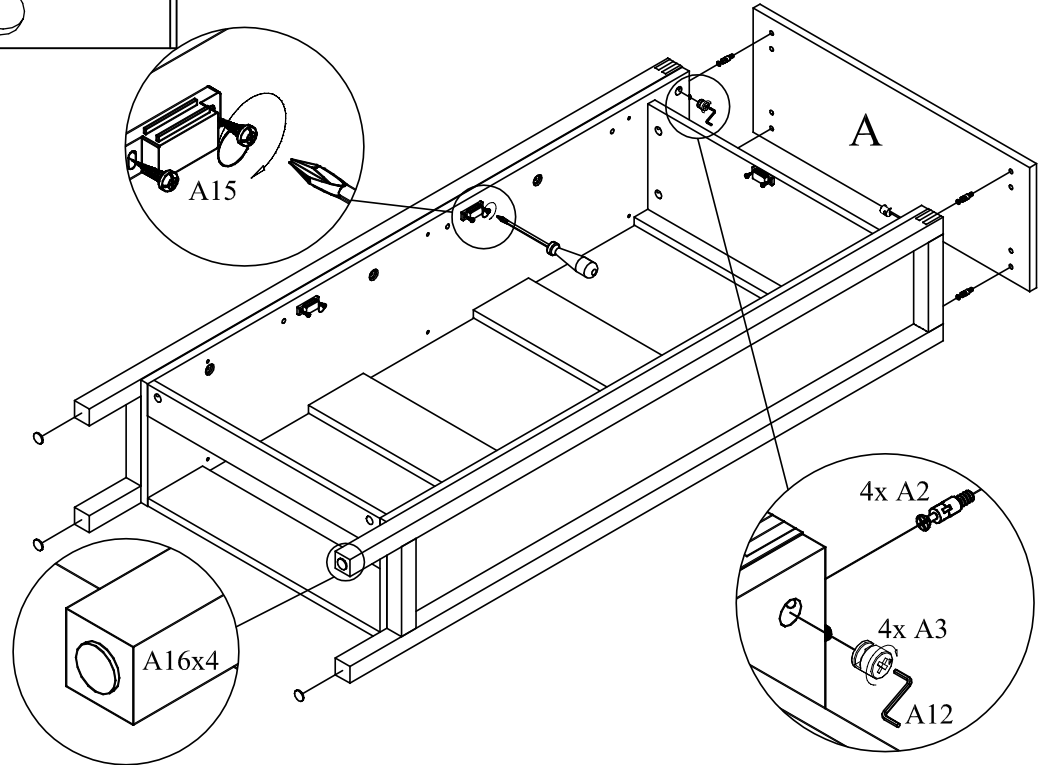
4

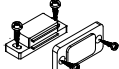


A2		x4	A3		x4	A15		x3
----	---	----	----	---	----	-----	---	----

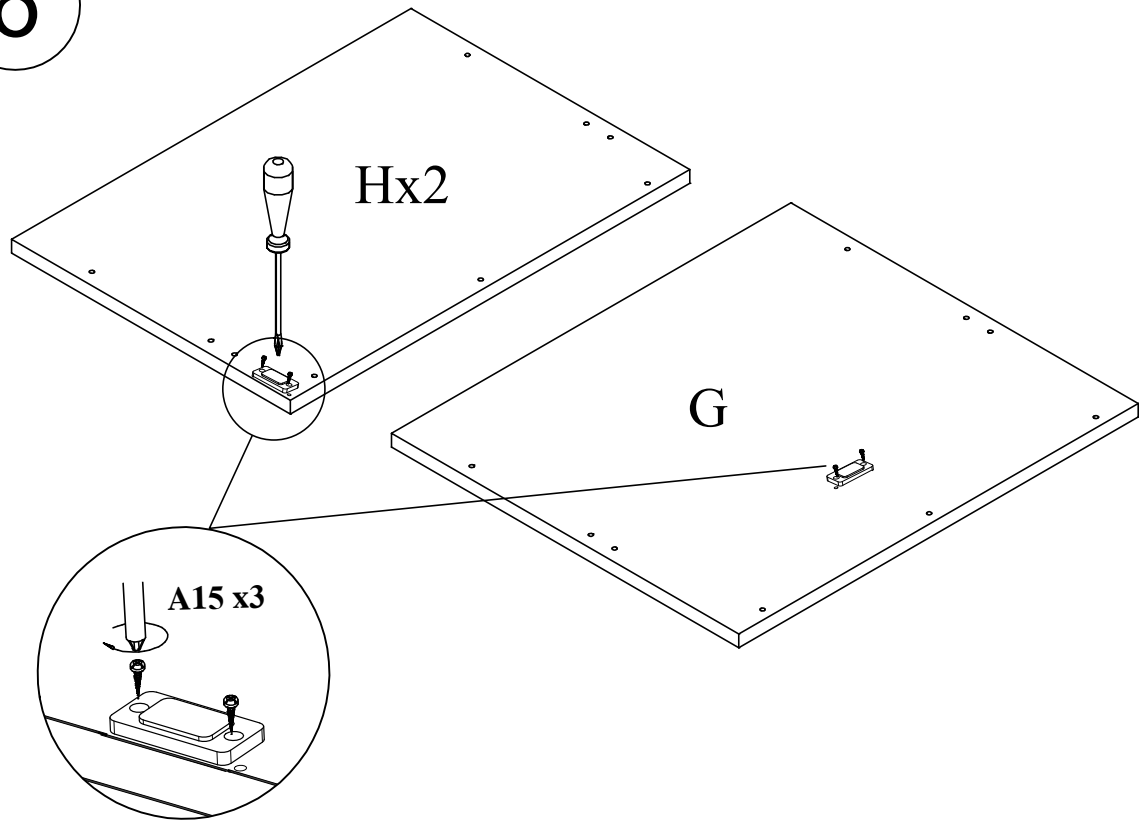
A16		x4
-----	---	----




5

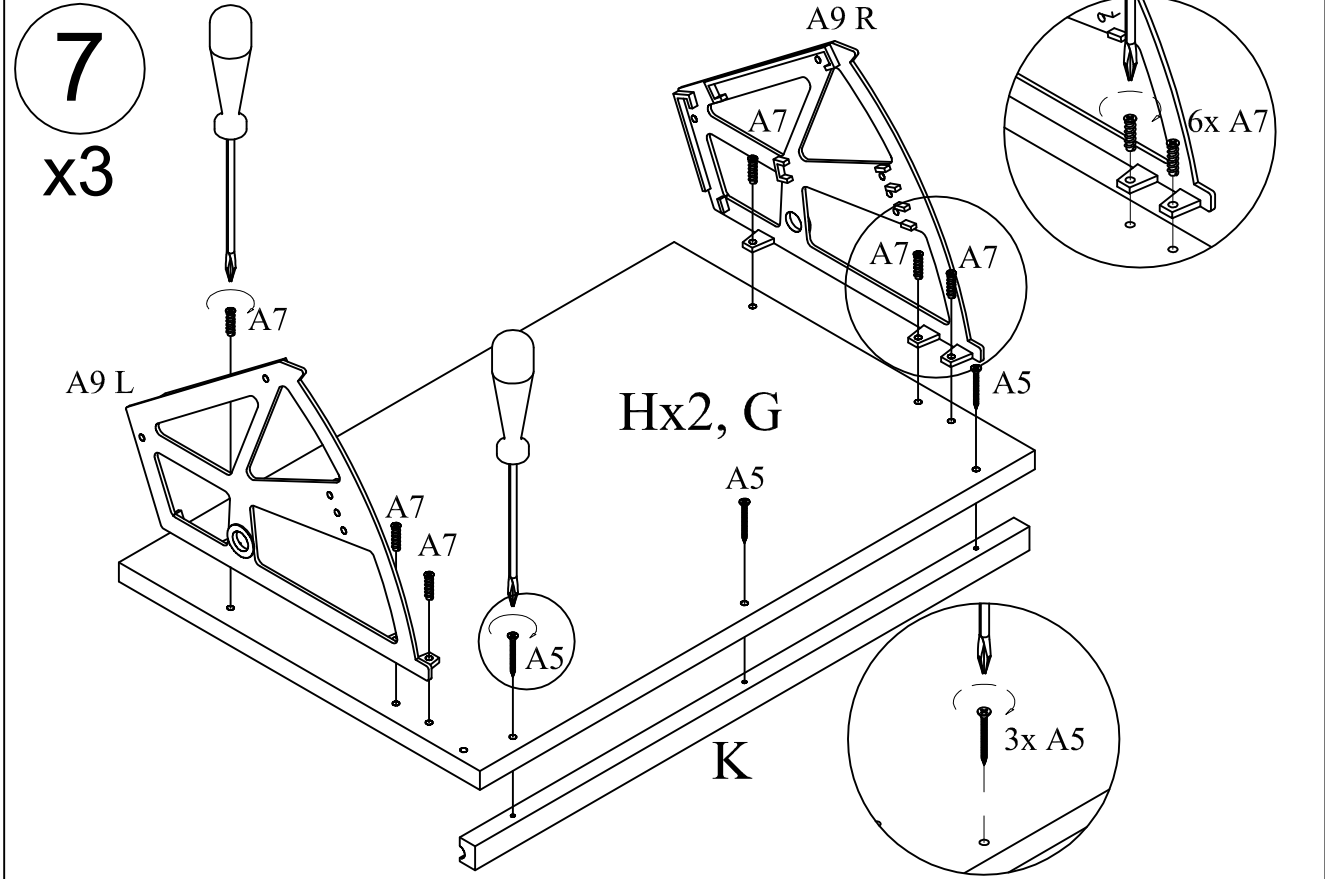


A15		x3
-----	---	----

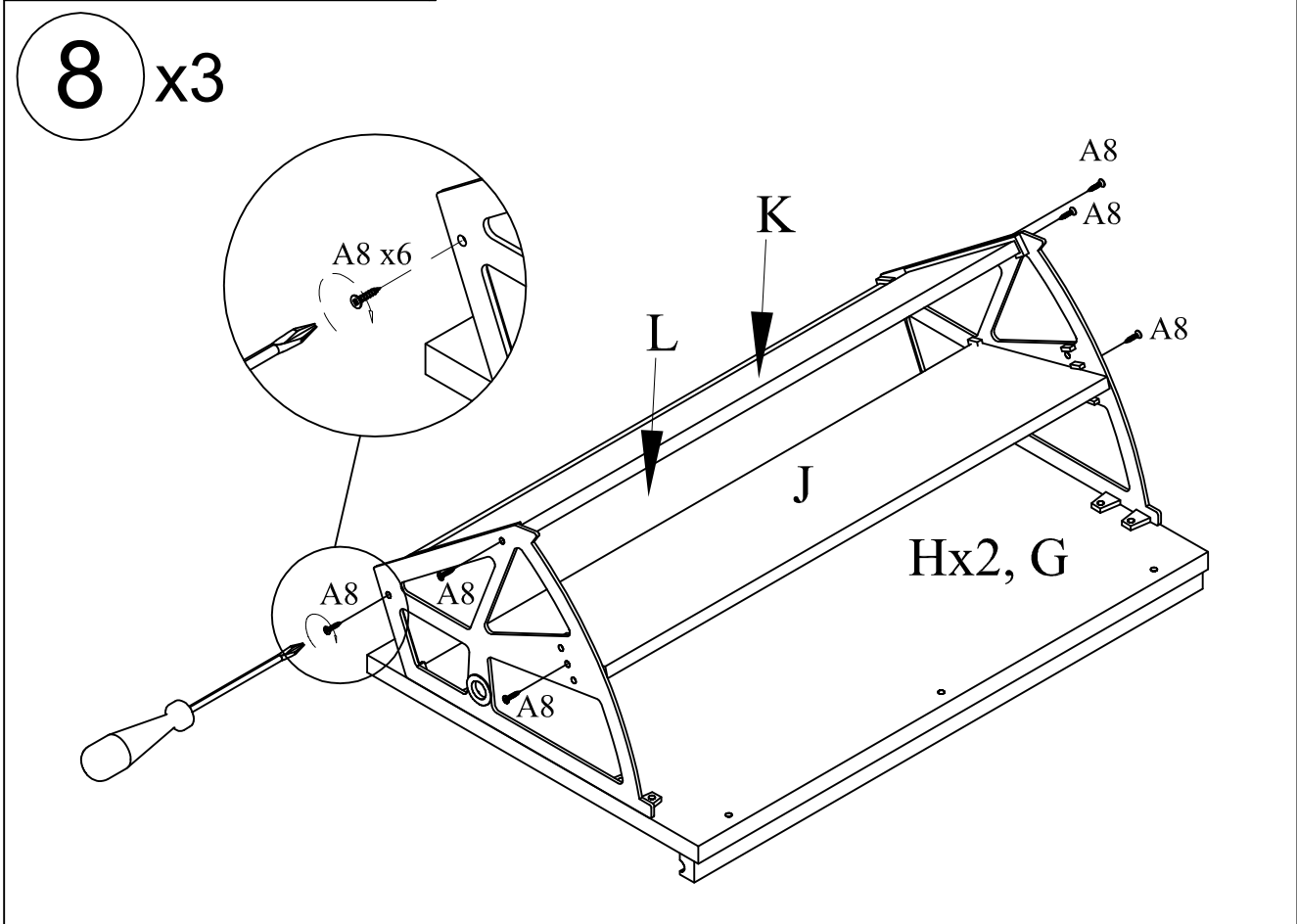
6



<b>A5</b>	 x4 3,5x30	<b>A7</b>	 x2 6,3x15	<b>A9</b>	 x4
-----------	---	-----------	---	-----------	---



<b>A8</b>	 x6 3,5x15
-----------	---





A6



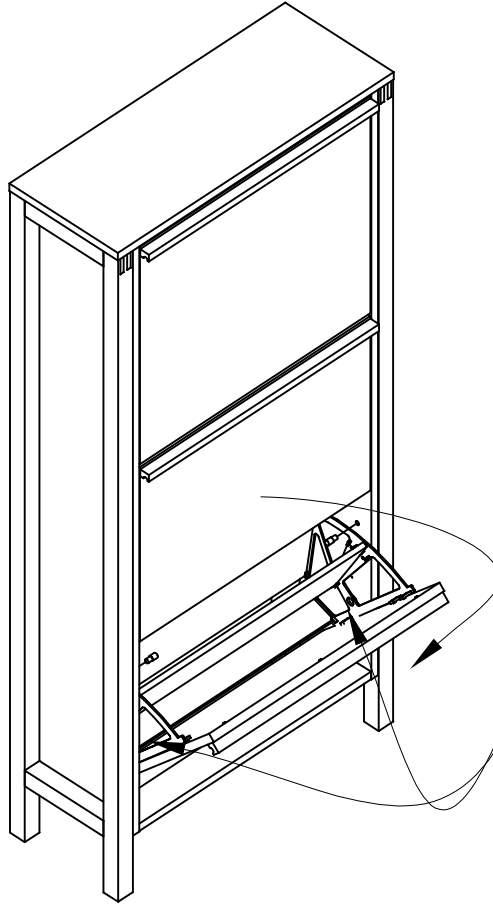
x6  
6,3x11

A11

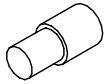


x6

9 x3

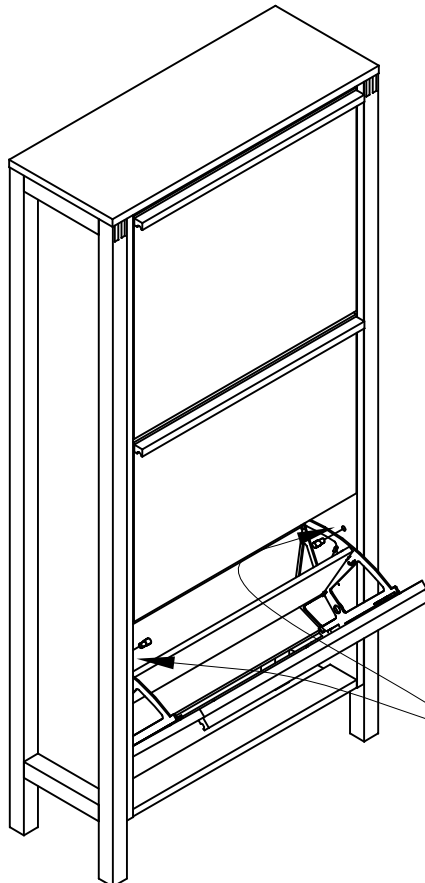


A4



x6

10 x3



A6

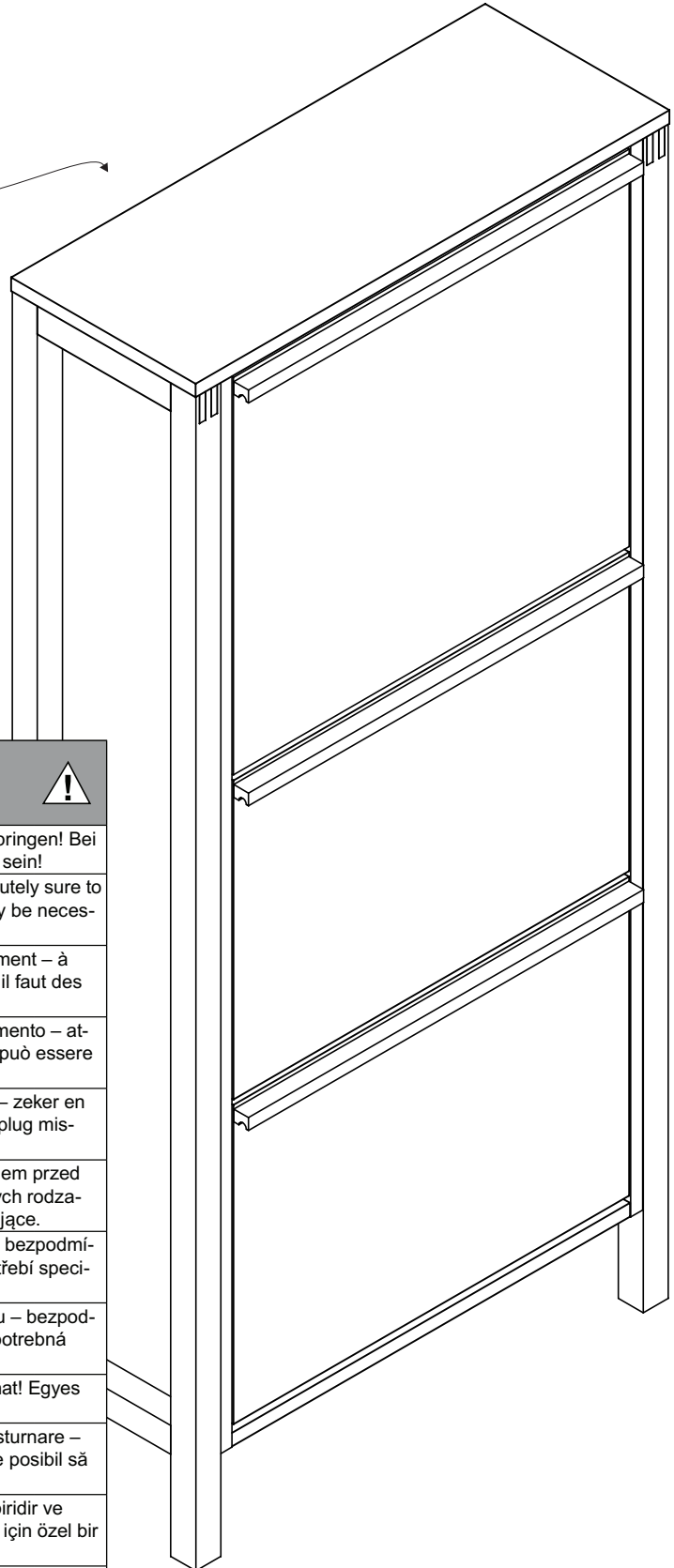
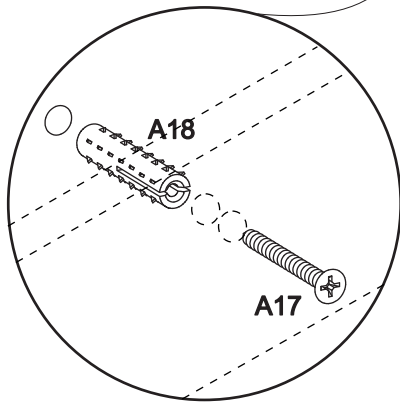
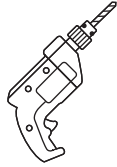
x1  
4x40

A18



x1

9



**Achtung • Attention • Attenzione  
Opgelet • Uwaga • Pozor • Figyelem  
Atenție • Dikkat • Внимание**



D

Wandbefestigung dient als Kippschutz – unbedingt anbringen! Bei einigen Wandtypen kann ein Spezialdübel erforderlich sein!

GB

The wall fastening serves to prevent tipping – be absolutely sure to mount it! For certain wall types, a special wall plug may be necessary!

FR

La fixation murale sert de protection contre le basculement – à installer impérativement ! Pour certains types de murs il faut des chevilles spéciales !

IT

Il fissaggio alla parete serve da protezione anti-ribaltamento – attaccarla assolutamente! Per alcune strutture di parete può essere necessario un tassello speciale!

NL

Bevestiging aan de muur dient als kantelbescherming – zeker en vast bevestigen! Bij enkele muurtypes is een speciale plug misschien vereist!

PL

Mocowanie do ściany jest jednocześnie zabezpieczeniem przed przewróceniem – koniecznie zamontować! Do niektórych rodzajów ścian koniecznie zastosować specjalne kołki mocujące.

CZ

Montáž na stěnu slouží jako ochrana proti převrnutí – bezpodmínečně umístěte! U některých typů stěn může být zapotřebí speciální hmoždinka!

SK

Upevnenie na stenu slúži ako ochrana proti prevráteniu – bezpodmienečne použite! Pre niektoré druhy stien môže byť potrebná špeciálna hmoždinka!

HU

A terméket a falhoz kel rögzíteni, különben az felborulhat! Egyes faltípusoknál speciális tiplőt kell használni!

RO

Sistemul de fixare la perete servește ca protecție la răsturnare – de montat obligatoriu! Pentru unele tipuri de pereți este posibil să fie necesar un diblu special!

TR

Duvardaki sabitleme, devrilmeye karşı bir emniyet tedbiridir ve mutlaka monte edilmelidir! Bazı duvar tiplerinde bunun için özel bir dübel gerekli olabilir!

RU

Обязательно установите крепление на стене во избежание опрокидывания! Для некоторых типов стен может потребоваться специальный дюбель!