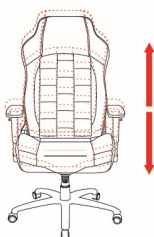
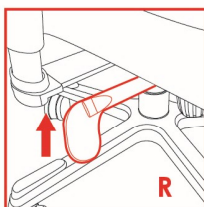


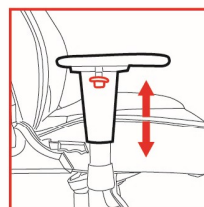
USE FUNCTION

Please view the following method based on your seat style

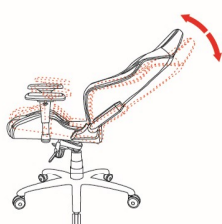
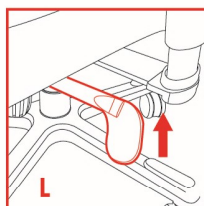
1 HEIGHT LIFTING



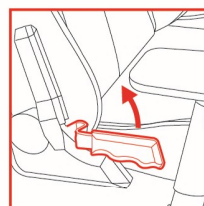
2 ADJUSTABLE ARMREST



3 TILTING



4 ANGLE ADJUSTOR



WARNING

1. Please use the protective gloves when assembling chairs.
2. When adjusting chair height upward or downward, gently push up on the toggle. Do not use excessive force to push down on the toggle.
3. When adjusting the chair handle, mind the gap between the toggle mechanism and your hand as your hand could get caught.
4. Do not over-extend or use excessive force when adjusting the chair angle.
5. When you are rocking the chair, do not touch the reclining mechanisms to avoid falling.
6. Be sure to put the rocking lever into the "Lock" position when fully reclining the chair.
7. When fully reclining the chair, both feet should remain on the ground. Sudden or excessive force on the backrest could result in the chair tipping, as could horseplay, and both should be avoided.
8. The chair is for sitting and reclining only. Do not use as a stepstool, wheelchair or other purpose.
9. The chair is designed for only one person's use at a time. Please do not use as a stepstool or for kneeling.
10. The armrests are not designed for sitting upon. The edge of the seat is for supporting the knees. Do not sit on the edge of the chair.
11. Avoid leaving the chair in direct sunlight to prevent fading.
12. Clean with gentle cleansers when necessary. Do not scrub excessively.
13. All parts should be checked monthly.
14. In the event parts are loose, missing or damaged, please contact DXRacer and do not use the product.



WARNING VIDEO

OFFICIAL SITE

WWW.DXRACER.COM



CONTACT US

Headquarter:

9177 E M36 Whitmore Lake, MI 48189

Phone:(810)626-7061

Email:Contact@DXRacer.com

Website:www.dxracer.com

DISTRIBUTOR