

Ⓓ Aufbauanleitung

Ⓕ Notice de montage

Ⓖ Handleiding voor de montage

Ⓒ Montážní návod

Ⓗ Szerelési útmutató

Ⓓ Montaj talimatları

Ⓖ Assembly instruction

Ⓘ Istruzione di montaggio




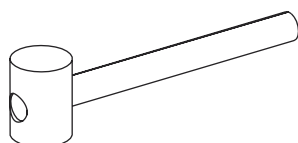

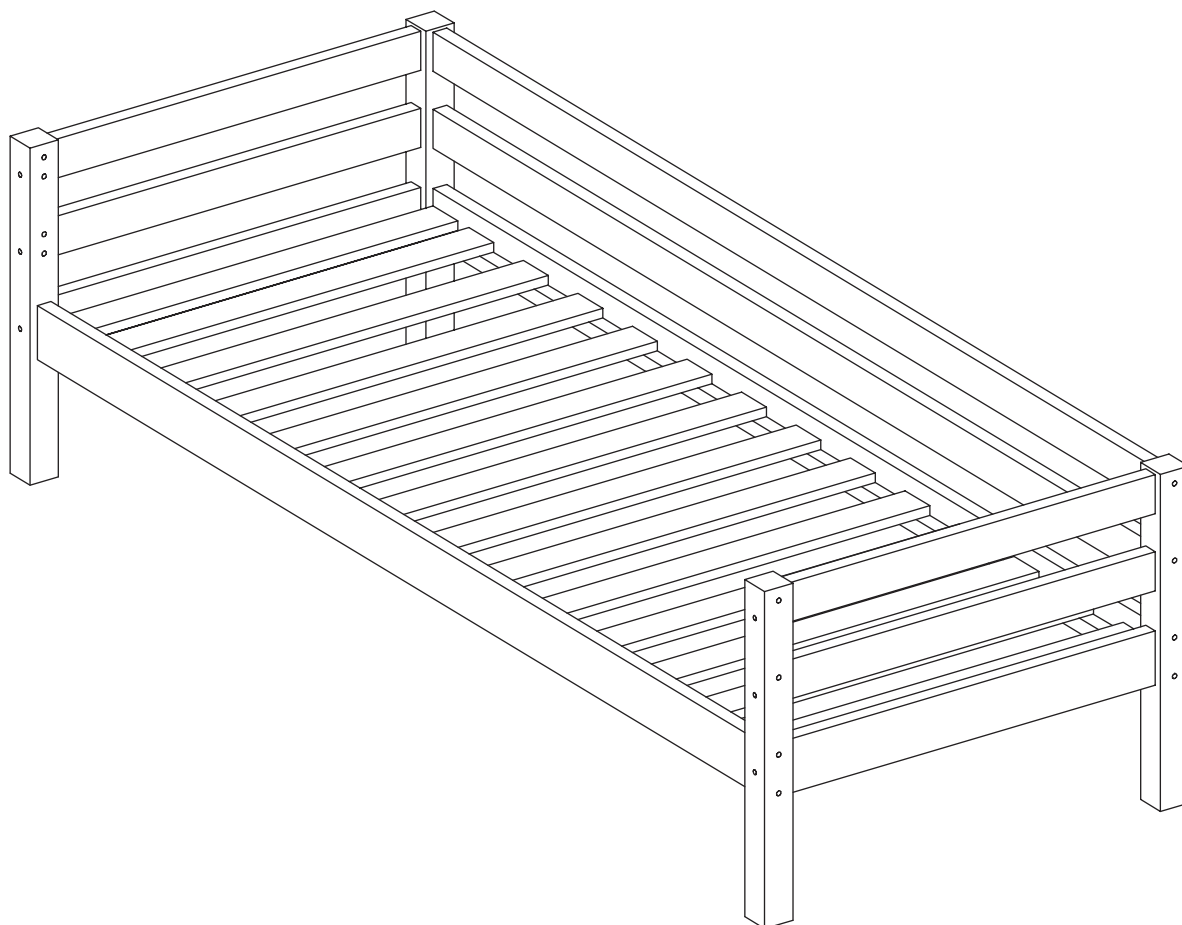
Ⓗ Instrukcja montażu

Ⓐ Navod na montaž

Ⓘ Instrucțiuni de montaj

Ⓐ Инструкция по монтажу

36-1002-32-07M



DIN EN 747-1:2015
DIN EN 747-2:2015



Service
Serwis

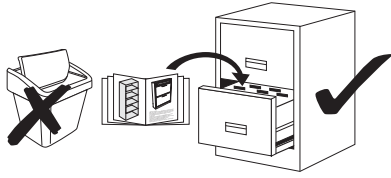
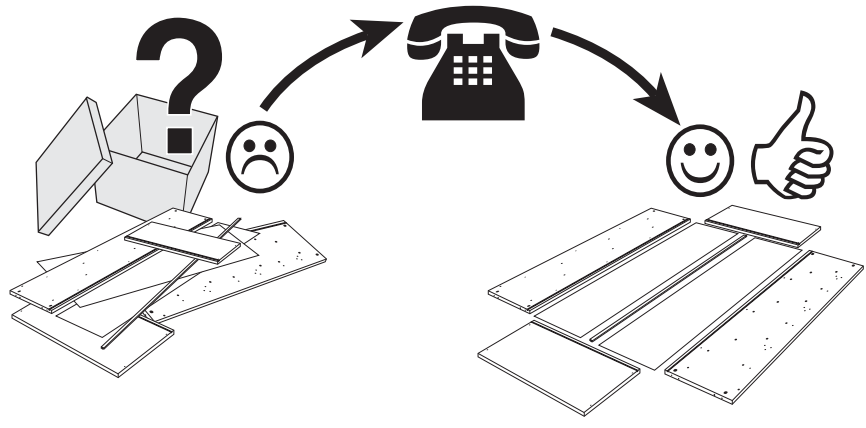
Dienstverlening
Servis

Dienst kaart
Сервисная служба

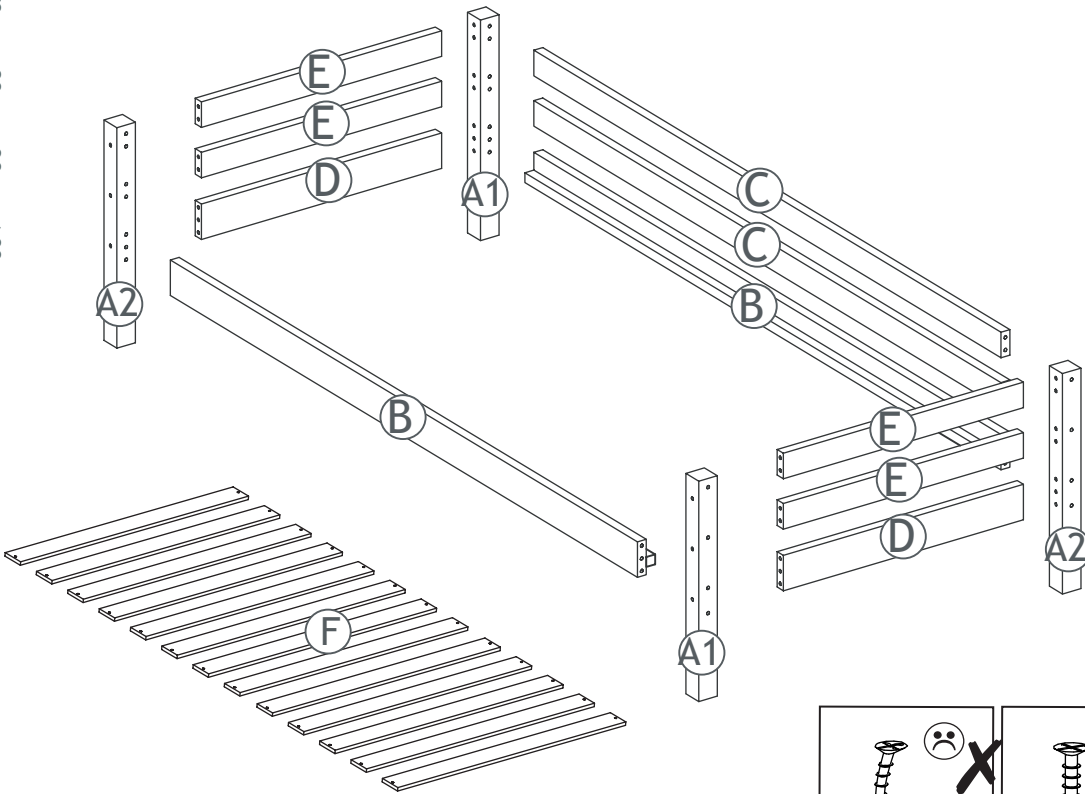
Name • Naam • Naam • Isim • Название

Nr. • No. • Номер

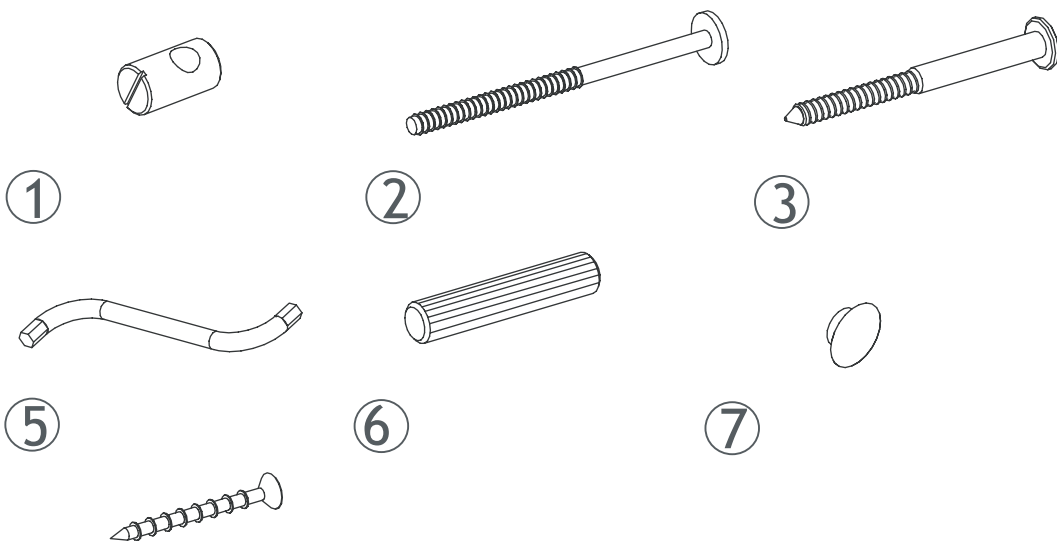
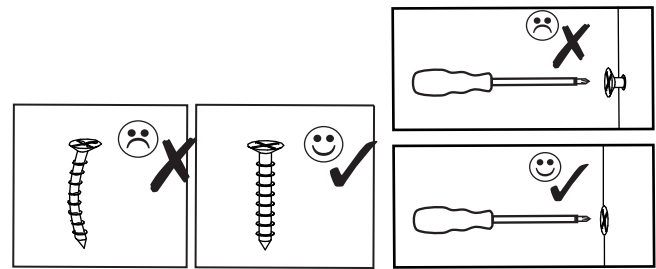
Typ • Type • Tip • Тип



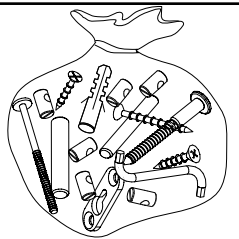
0
10
20
30
40
50
60
70
80
90
100
110
120
130
140
150
160
170
180



A1	111110-32	x2
A2	111111-32	x2
B	008236-32	x2
C	008217-32	x2
D	004410-32	x2
E	004420-32	x4
F	108810-00	x13

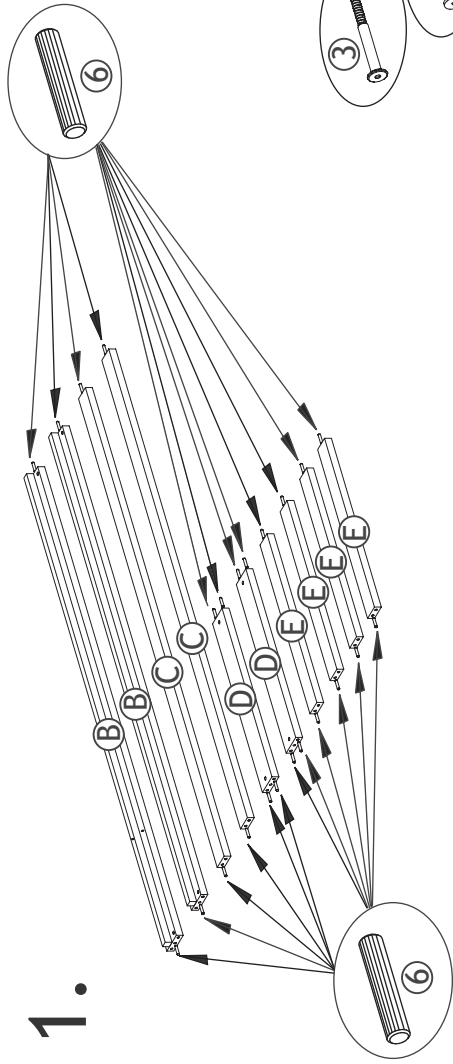


1-000001=



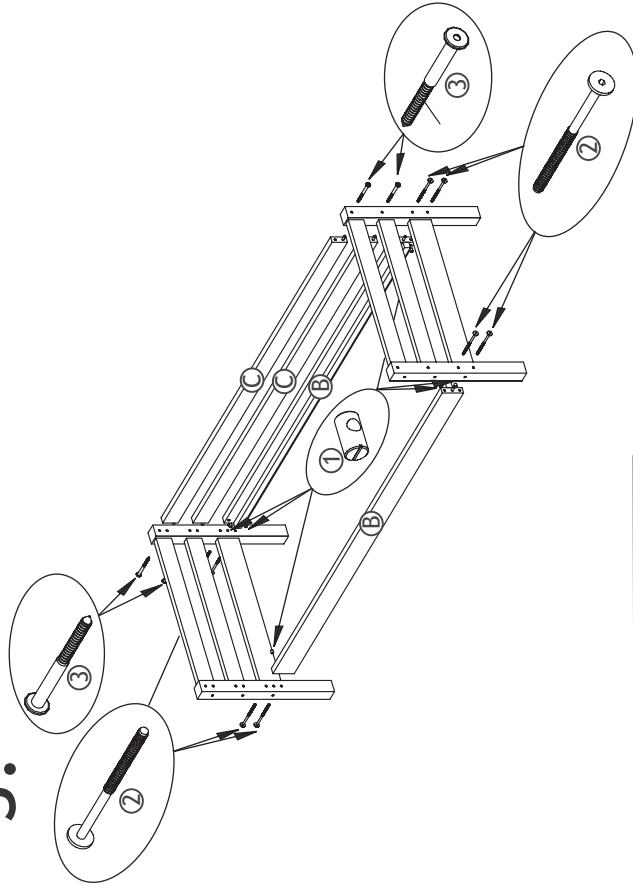
		mm	
①	1-000095-07	M6x10/6	x12
②	1-000096-07	M6x80	x12
③	1-000097-07	6,3x80	x12
⑤	1-000015-07	Z4	x1
⑥	1-000013-00	8x40	x24
⑦	1-000014-57	6x8	x12
⑩	1-000012-07	3x30	x26

2.x2

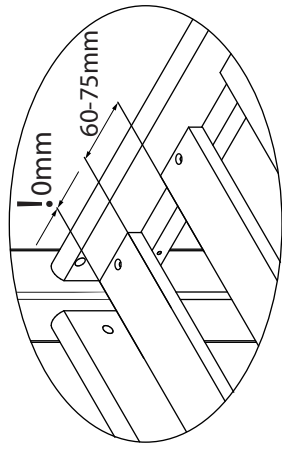
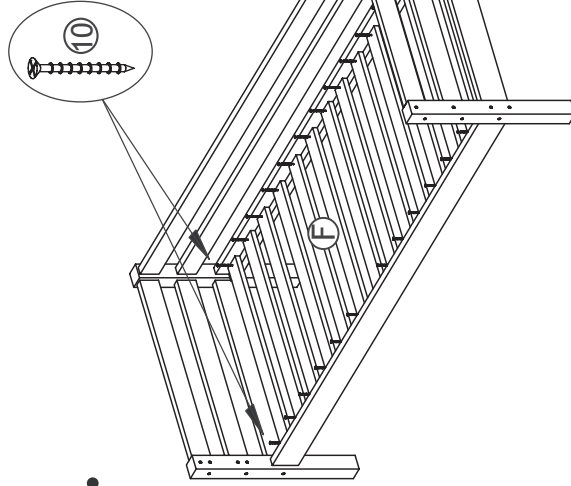


1.



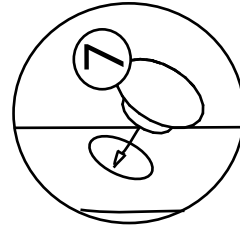
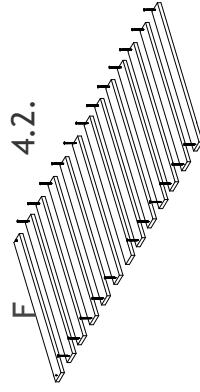
3.



4.



4.2.



① Hergestellt von: Hoppekids SIA / Novadnieki / LV-3801 / Saldus / www.hoppekids.com DIN EN 747-1:2015
 ② Fabriqué par: Hoppekids SIA / Novadnieki / LV-3801 / Saldus / www.hoppekids.com DIN EN 747-1:2015
 ③ Vervaardigd door: Hoppekids SIA / Novadnieki / LV-3801 / Saldus / www.hoppekids.com DIN EN 747-1:2015
 ④ Výrobce: Hoppekids SIA / Novadnieki / LV-3801 / Saldus / www.hoppekids.com DIN EN 747-1:2015
 ⑤ Framleitt af: Hoppekids SIA / Novadnieki / LV-3801 / Saldus / www.hoppekids.com DIN EN 747-1:2015
 ⑥ Tarafindan üretilmiştir: Hoppekids SIA / Novadnieki / LV-3801 / Saldus / www.hoppekids.com DIN EN 747-1:2015
 ⑦ Made by: Hoppekids SIA / Novadnieki / LV-3801 / Saldus / www.hoppekids.com DIN EN 747-1:2015
 ⑧ Prodotto da: Hoppekids SIA / Novadnieki / LV-3801 / Saldus / www.hoppekids.com DIN EN 747-1:2015
 ⑨ Wyprodukowane przez: Hoppekids SIA / Novadnieki / LV-3801 / Saldus / www.hoppekids.com DIN EN 747-1:2015
 ⑩ Výrobca: Hoppekids SIA / Novadnieki / LV-3801 / Saldus / www.hoppekids.com DIN EN 747-1:2015
 ⑪ Prođus de: Hoppekids SIA / Novadnieki / LV-3801 / Saldus / www.hoppekids.com DIN EN 747-1:2015
 ⑫ Изготовитель: Hoppekids SIA / Novadnieki / LV-3801 / Saldus / www.hoppekids.com DIN EN 747-1:2015

① Empfohlene Matratzengröße 90mm!
 ② Epaisseur de matelas recommandée : 90mm!
 ③ Aanbevolen matras dikte is 90 mm
 ④ Doporučená tloušťka matrace je 90 mm!
 ⑤ Az ajánlott matracméret 90 mm!
 ⑥ Önerilen yatak şifti kalınlığı 90 mm'dir!
 ⑦ Recommended mattress thickness 90mm!
 ⑧ Spessore consigliato del materasso 90mm!
 ⑨ Zalecana grubość materacu 90 mm!
 ⑩ Odporúčaná hrúbka matrace 90 mm!
 ⑪ Grosimea recomandată a saltelei este de 90mm!
 ⑫ Рекомендуемая высота матраса- 90mm

Ⓓ Aufbauanleitung

Ⓕ Notice de montage

Ⓖ Handleiding voor de montage

Ⓒ Montážní návod

Ⓗ Szerelési útmutató

Ⓙ Montaj talimatları

ⒼⒸ Assembly instruction

Ⓘ Istruzioni di montaggio



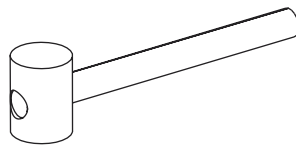

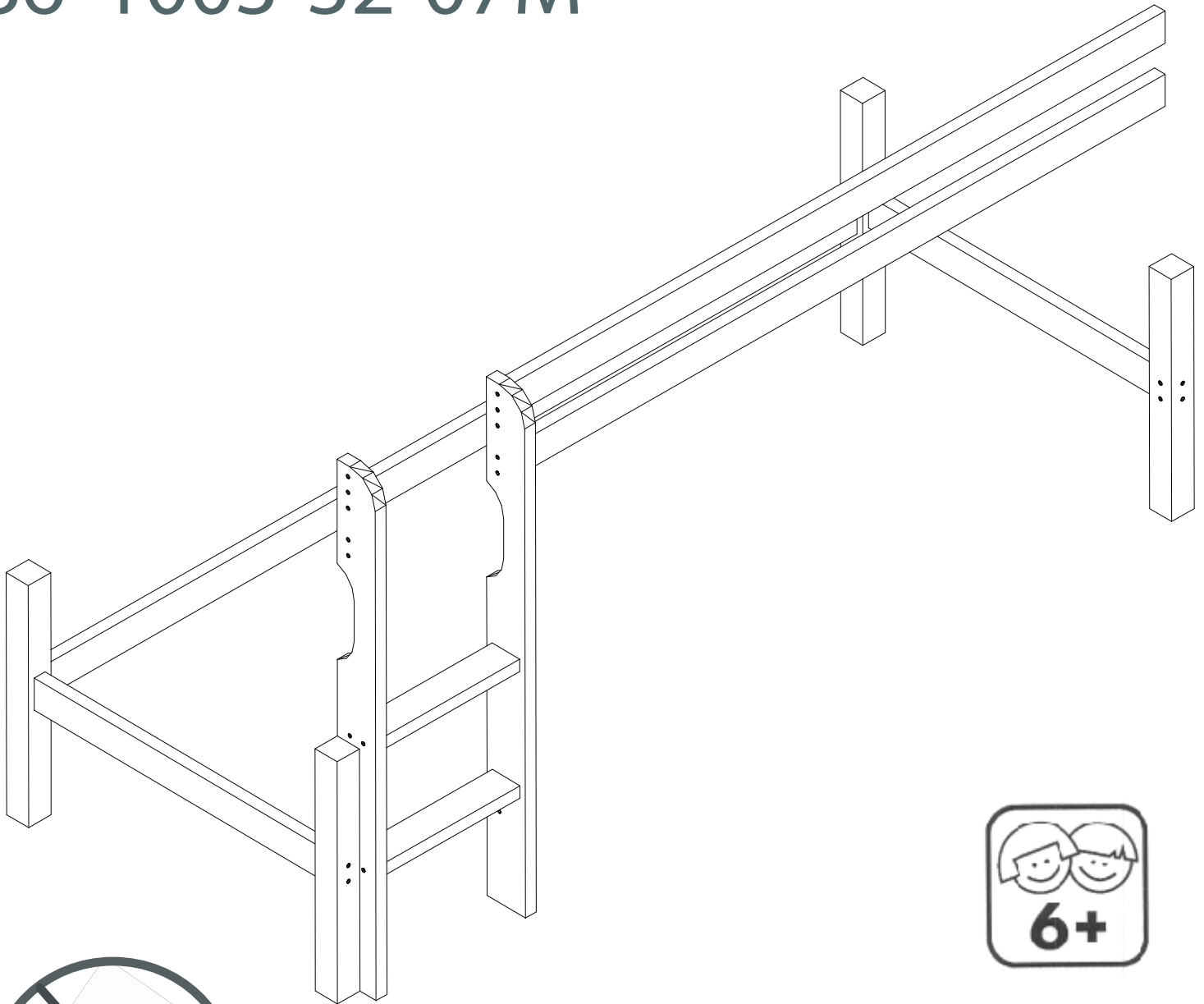
⒲ Instrukcja montażu

Ⓔ Návod na montáž

Ⓘ Instrucțiuni de montaj

⒲ Инструкция по монтажу

36-1003-32-07M



DIN EN 747-1:2015
DIN EN 747-2:2015

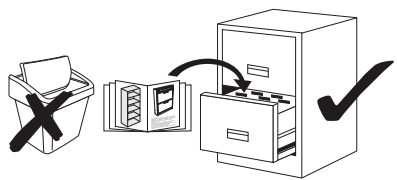
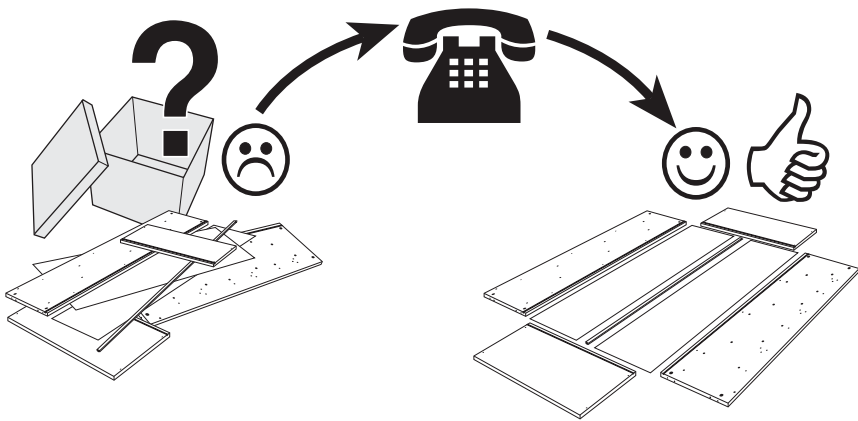


Service • Assistenza • Dienstverlening • Serwis Servis • Szerviz • Сервисная служба

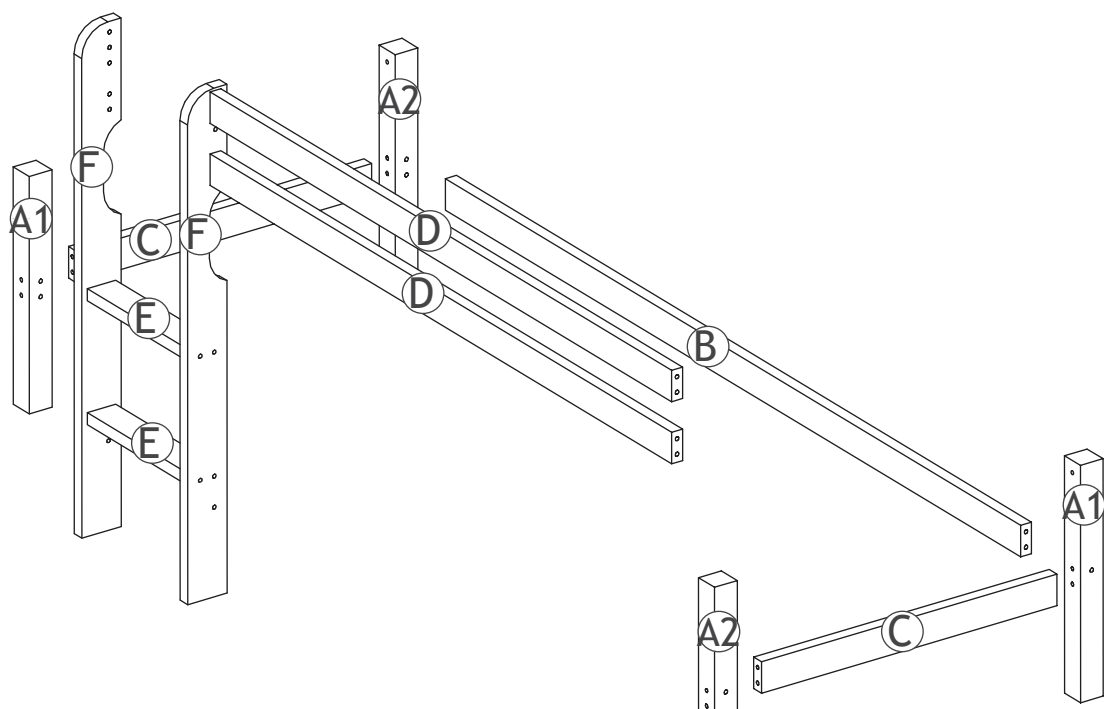
Name • Nom • Nome • Naam • Nazwa • Název • Názov
Név • Denumire • Isim • Название

Nr. • No. • N° • Č • Sz • Номер

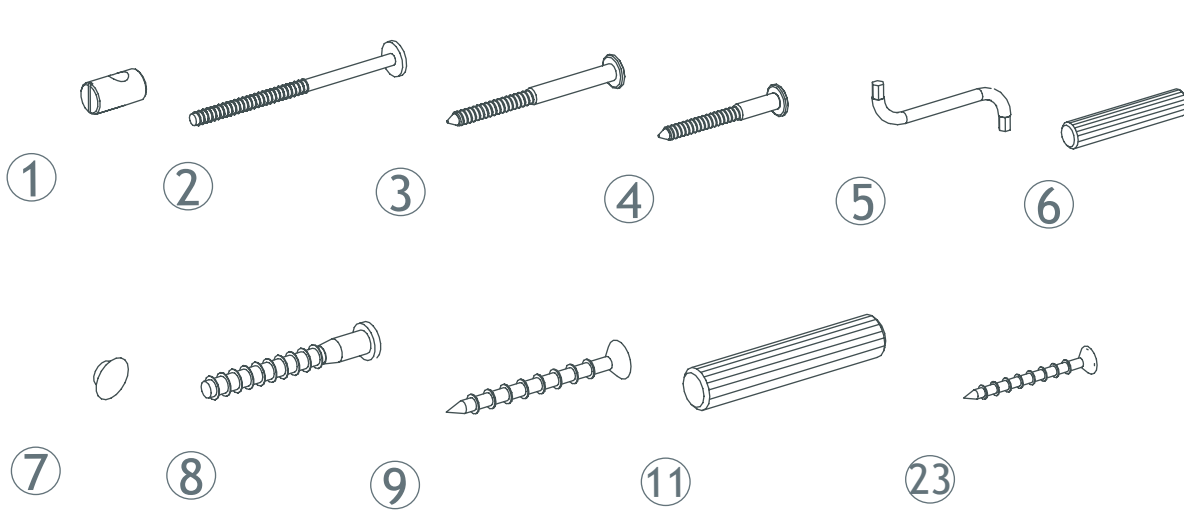
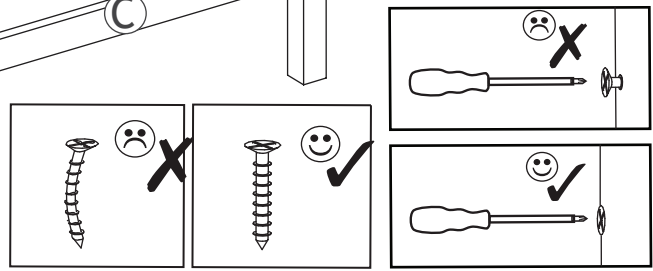
Typ • Type • Tip • Tipus • Тур • Тіро • Тип



0
10
20
30
40
50
60
70
80
90
100
110
120
130
140
150
160
170
180

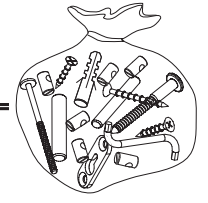


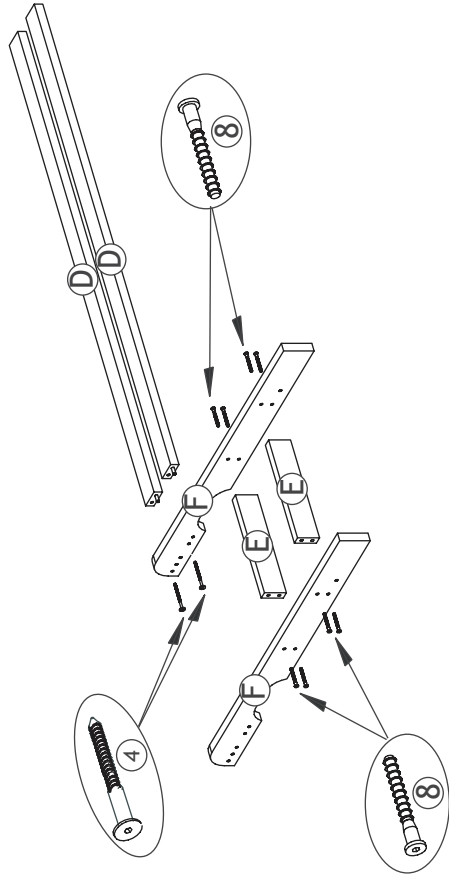
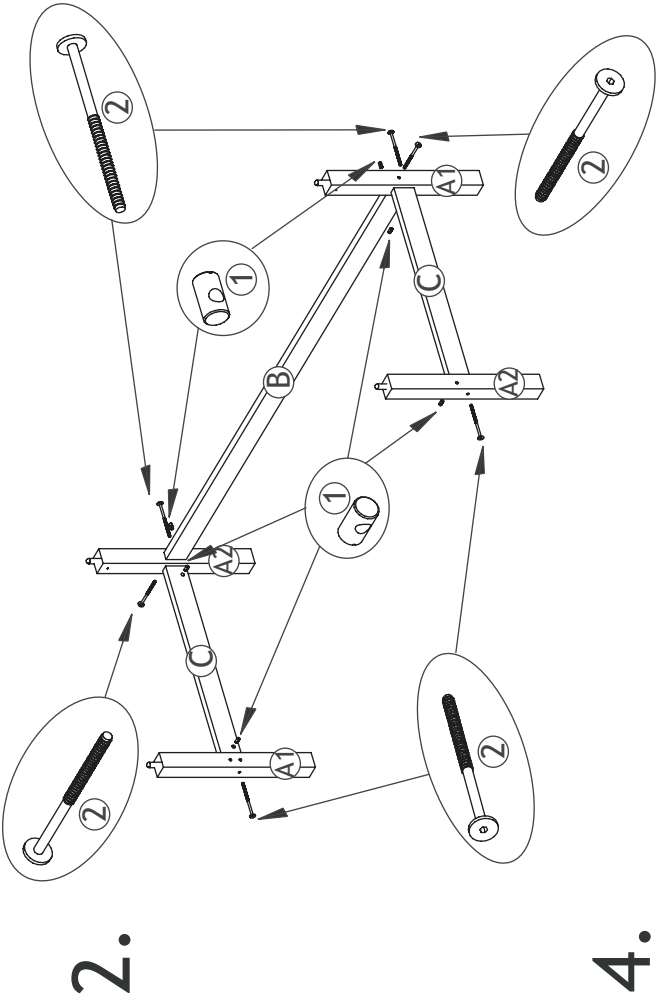
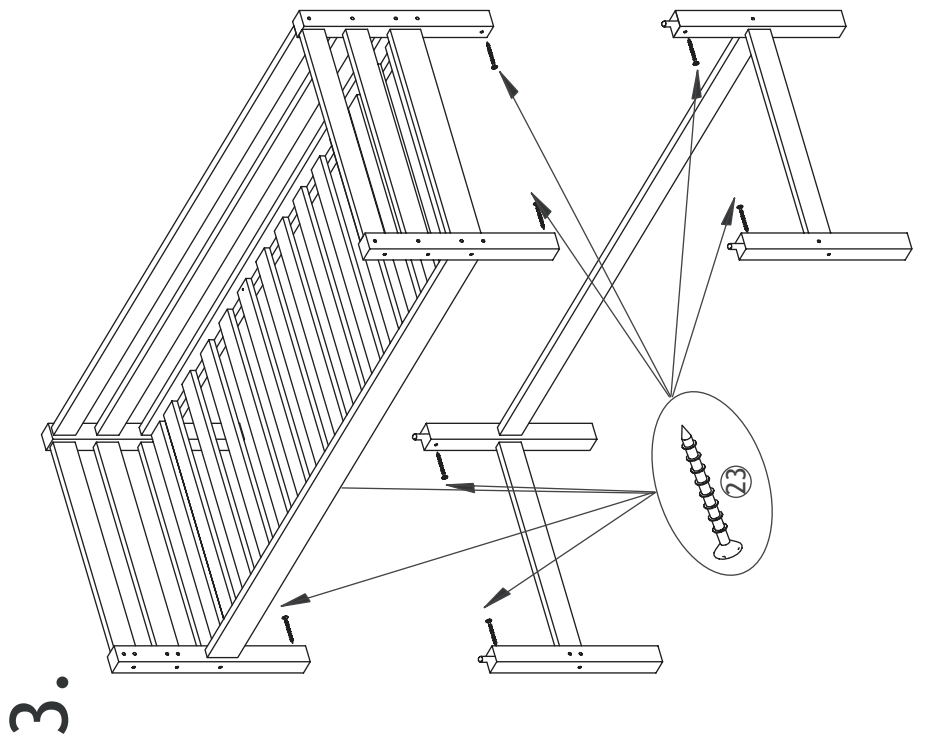
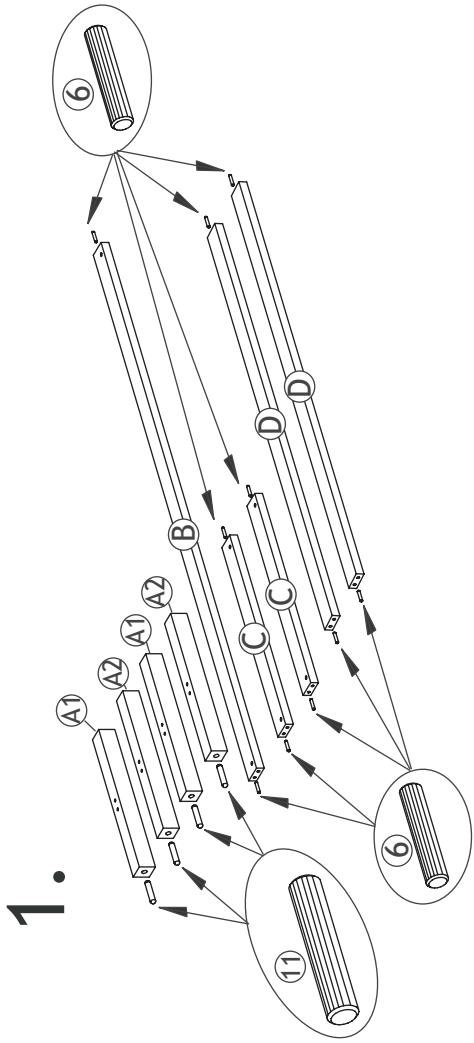
A1	113111-32	x2
A2	113110-32	x2
B	113000-32	x1
C	113420-32	x2
D	008226-32	x2
E	004910-32	x2
F	008920-32	x2



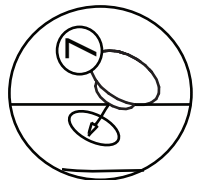
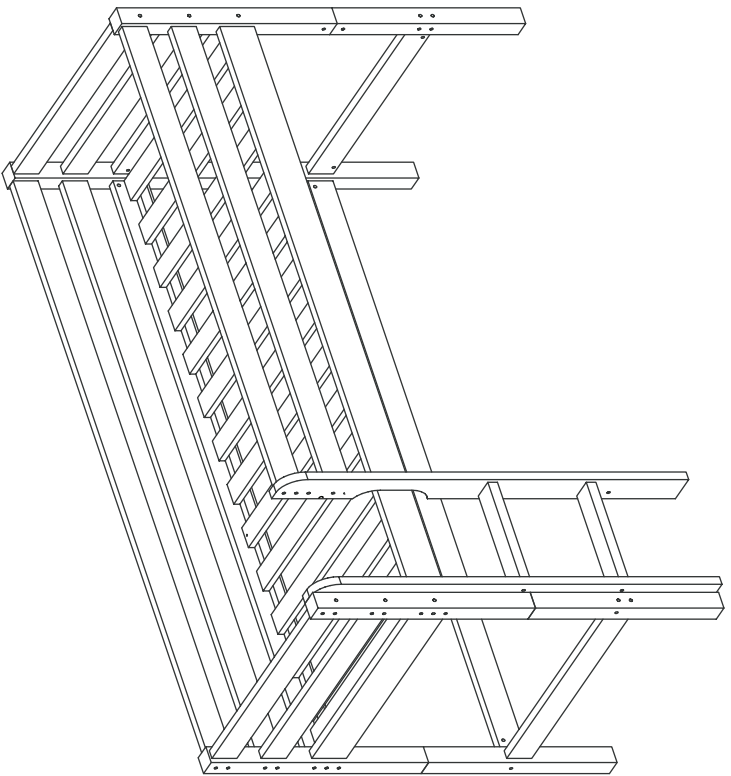
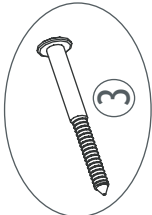
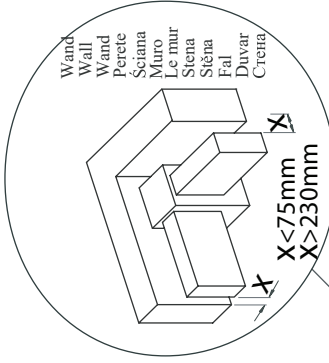
		mm	
①	1-000095-07	M6x10/6	x6
②	1-000096-07	M6x80	x6
③	1-000097-07	6,3x80	x2
④	1-000039-07	6x50	x2
⑤	1-000015-07	Z4	x1
⑥	1-000013-00	8x40	x10
⑦	1-000014-57	6x8	x4
⑧	1-000099-07	7x50	x8
⑨	1-000029-07	4x50	x4
⑪	1-000101-00	16x75	x4
⑳	1-000057-07	3,5x40	x8

1-000001=

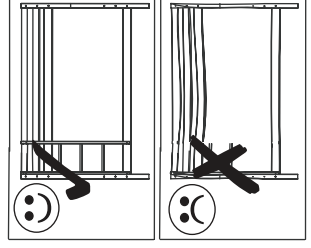
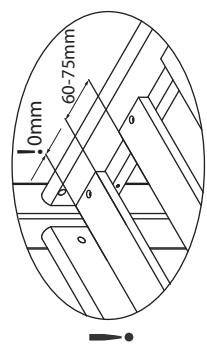
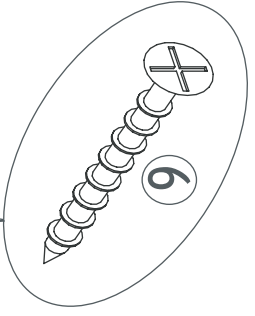
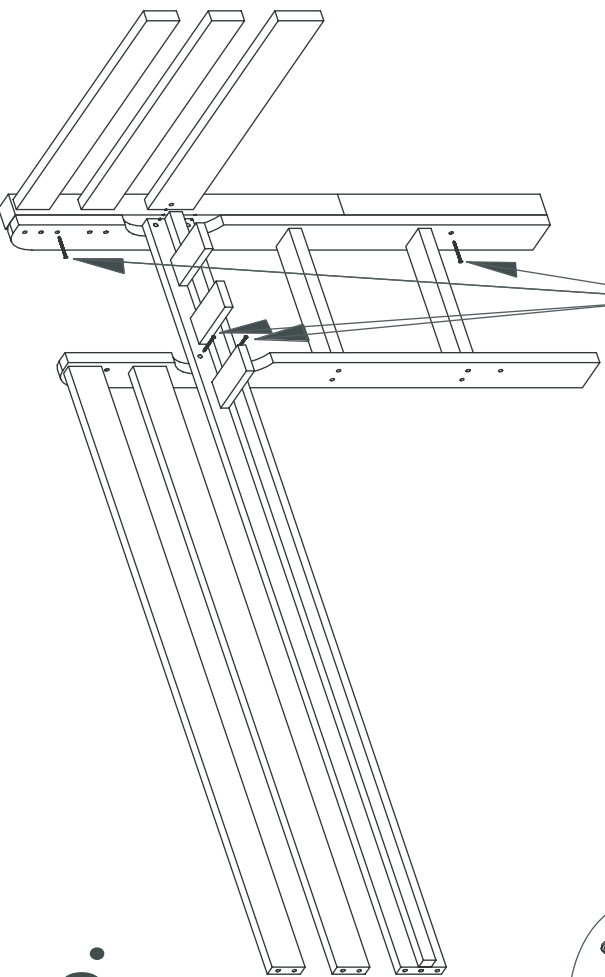




5.



6.

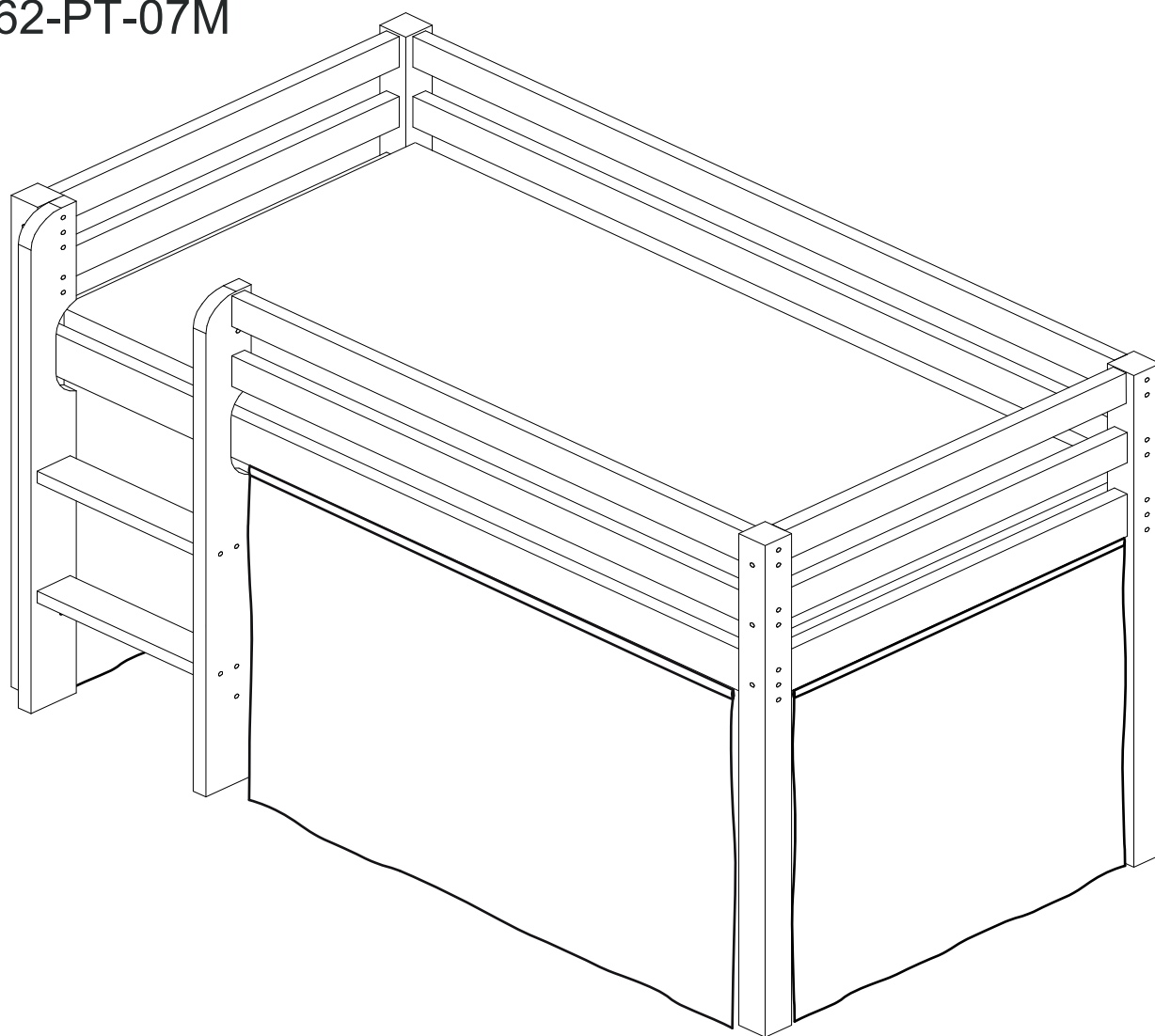


Mark of maximal mattress height level
 Mærke for: matras max. højde
 Markierung für die maximale Matratzenhöhe
 Marquage de l'hauteur maximale du matelas

Close free holes with caps
 Lukke alle frie huller med proper
 Schliessen Sie die offenen Löcher mit den Deckkappen
 Fermez les trous découverts avec les chapes

36-2551-LR-07M 36-2801-CR-07M
36-2560-LR-07M 36-2810-CR-07M
36-2501-LB-07M 36-2851-PR-07M
36-2510-LB-07M 36-2860-PR-07M
36-2151-SK-07M 36-2901-OB-07M
36-2160-SK-07M 36-2901-AY-07M
36-2750-PT-07M 36-2910-OB-07M
36-2751-PT-07M 36-2910-AY-07M
36-2752-PT-07M
36-2760-PT-07M
36-2761-PT-07M
36-2762-PT-07M

hoppekids[®]
- with heart & soul



 www.hoppekids.com

 facebook.com/hoppekids

 [@hoppekids_official](https://instagram.com/hoppekids_official)

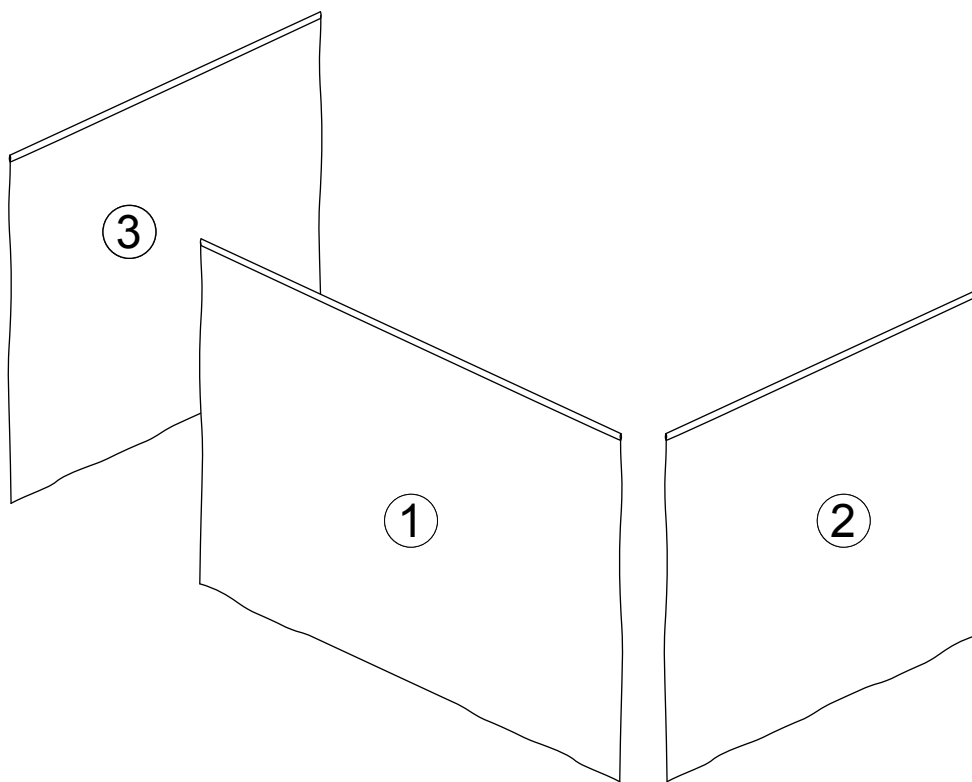
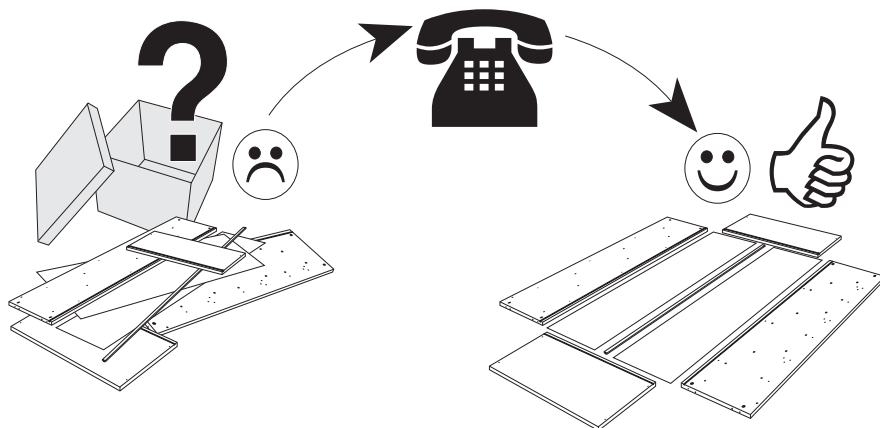
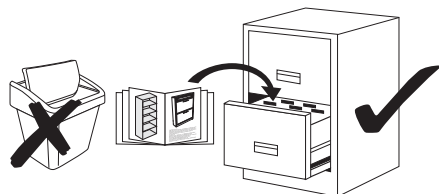
Hoppekids SIA, Novadnieki, LV-3801, Saldus

○Service ○Assistenza ○Dienstverleining ○Serwis ○Servis ○Szerviz ○Сервисная служба

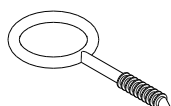
○Name ○Nom ○Nome ○Naam ○Nazwa ○Jmeno ○Nazov ○Nev
 ○Denumire ○sim ○Название

○Nr. ○No. ○N° ○Č ○Sz ○Номер

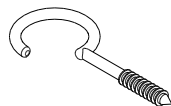
○Typ ○Type ○Tip ○Típus ○Druh ○Típo ○Тип



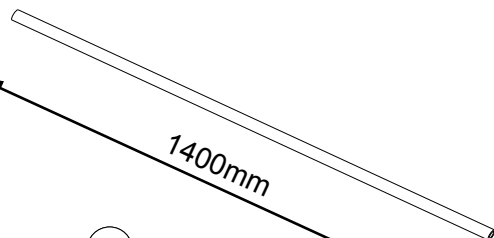
Detail Specification	
A.i.Nr.	Pcs.
①	x1
②	x1
③	x1



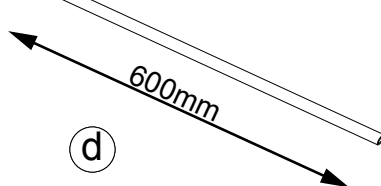
①



②



③

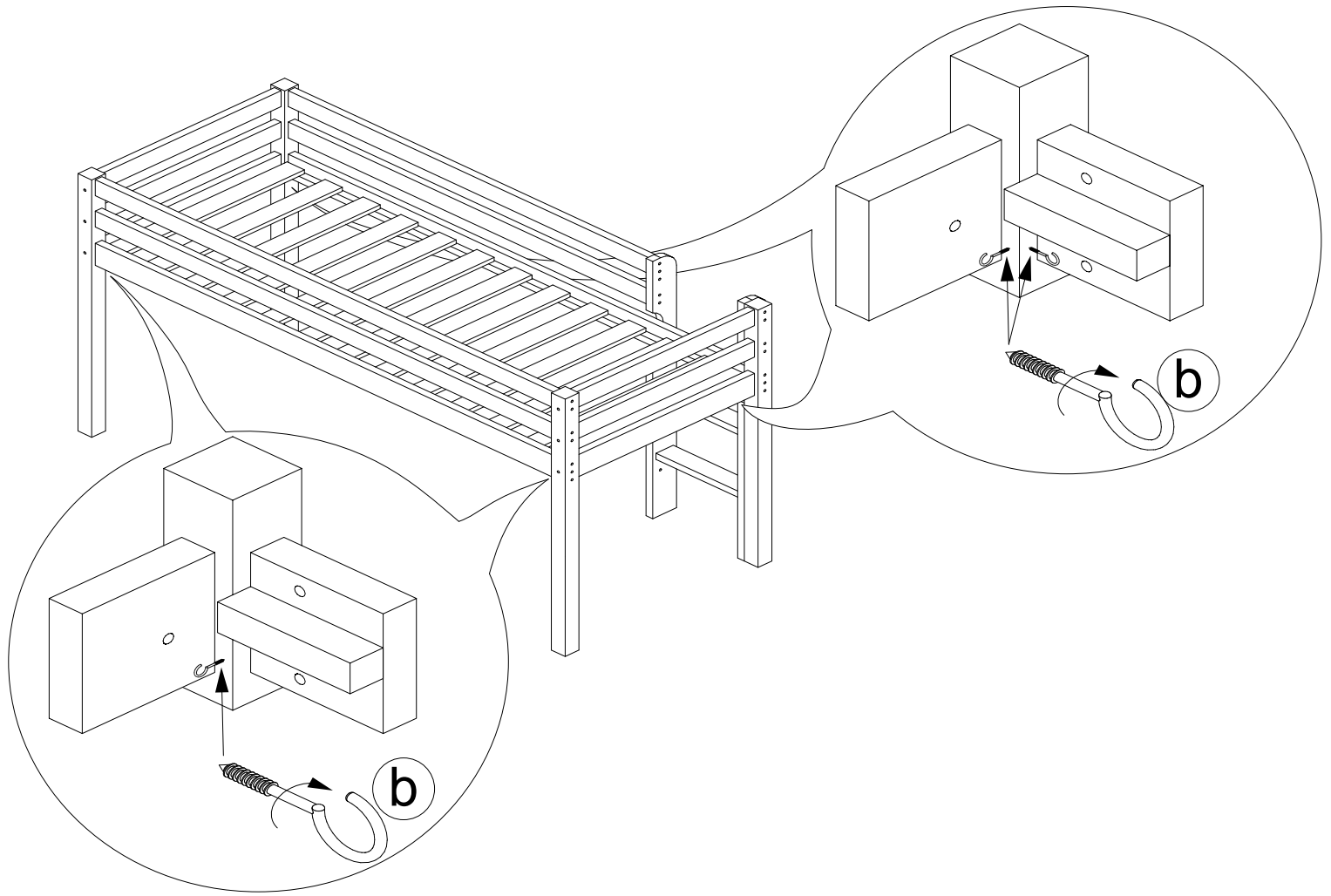


④

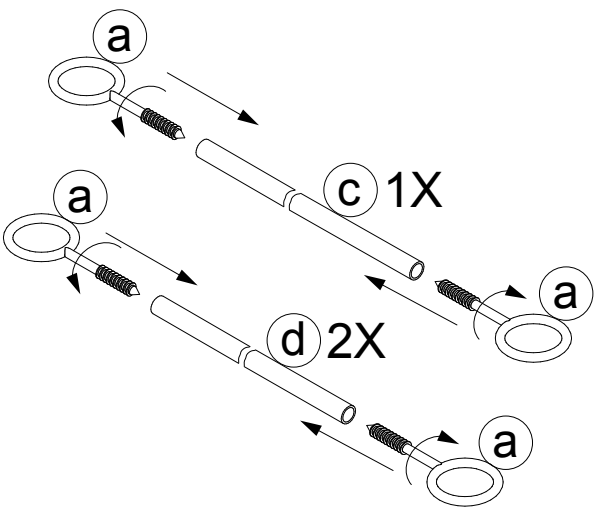
1-000001

Fitting Specification			
A.i.Nr.	Article Nr.	Dim.	Pcs.
①	1-000146-07	2x25	x6
②	1-000147-07	2x25	x6
③	1-000151-75	1400	x1
④	1-000150-75	600	x2

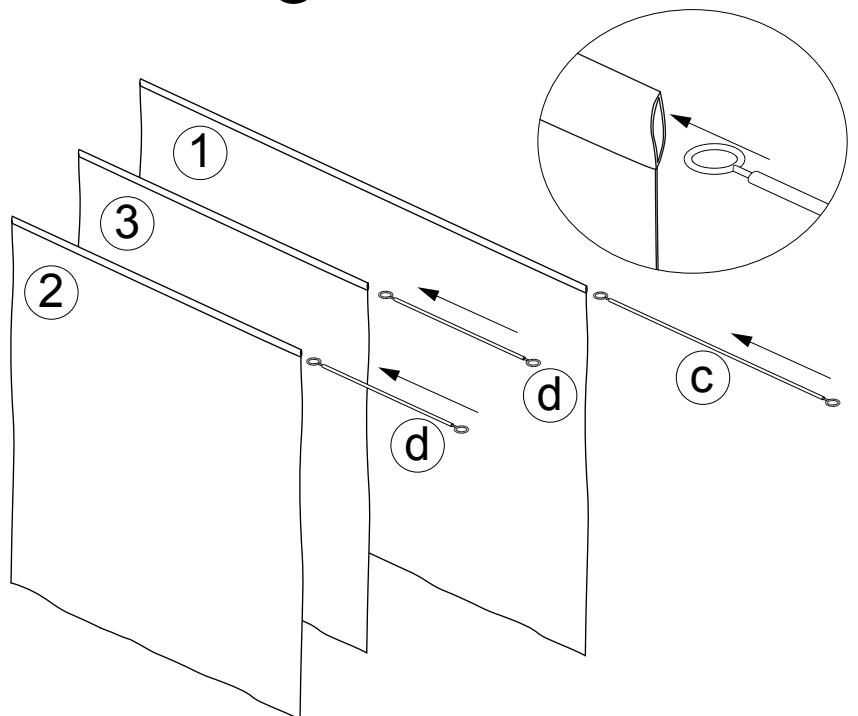
1



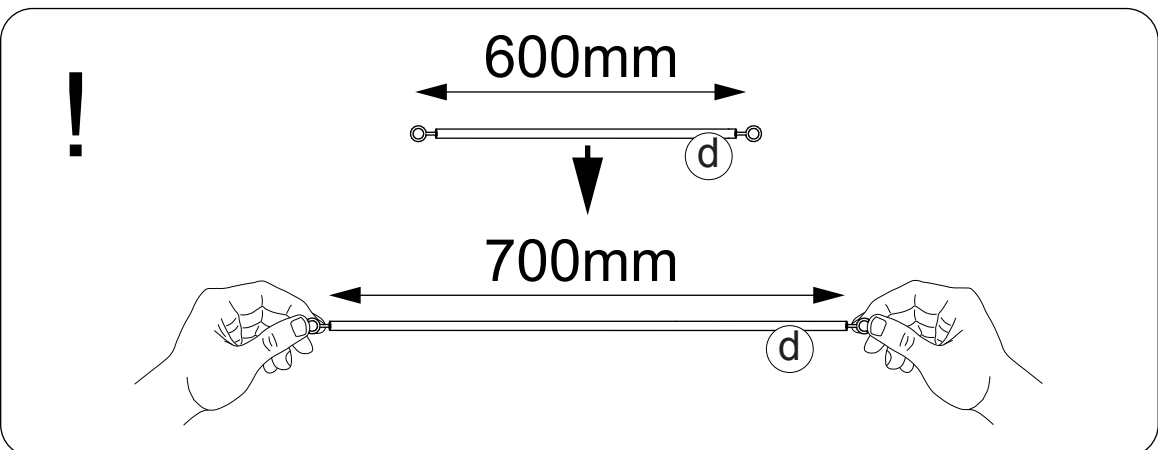
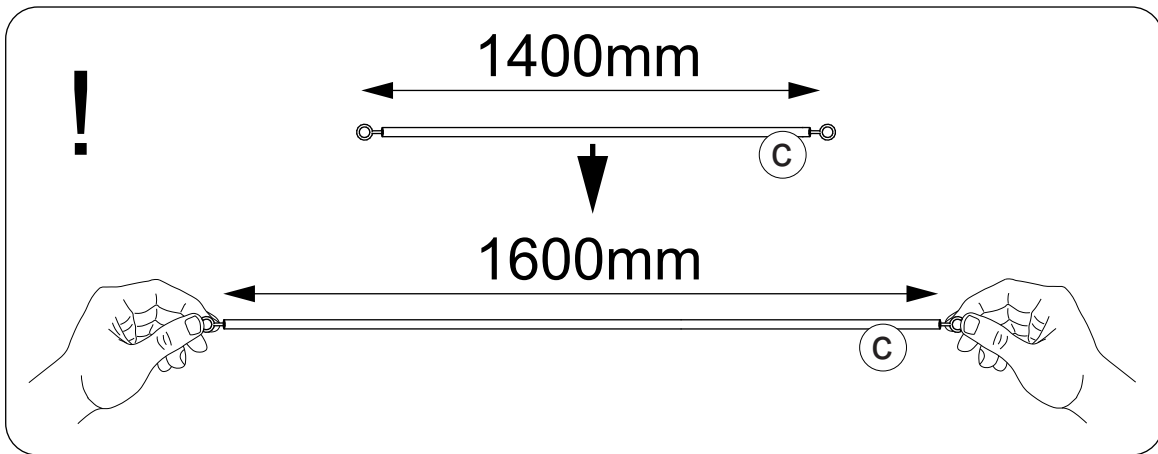
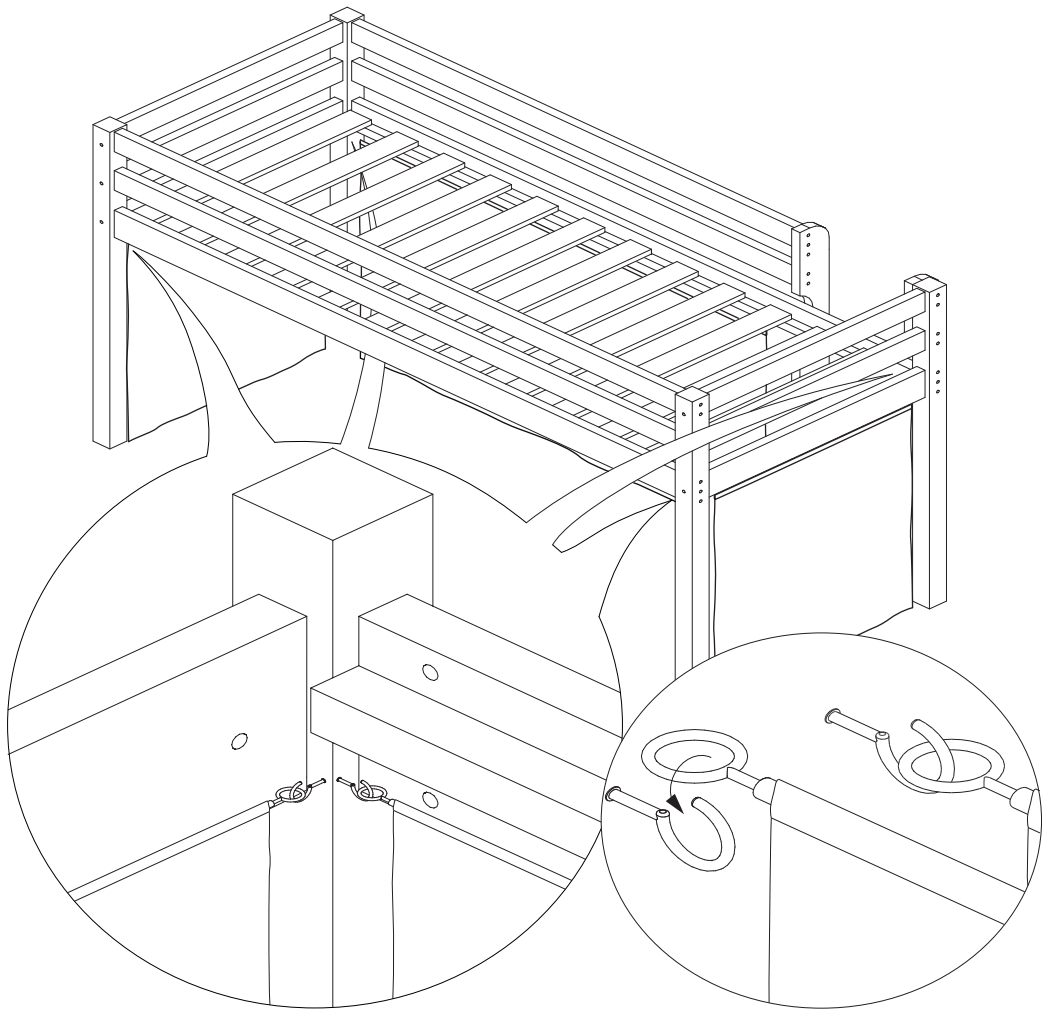
2



3



4



Die Anleitungen des Herstellers sind stets zu befolgen.

WARNHINWEIS „Hochbetten und das obere Bett von Etagenbetten sind für Kinder unter 6 Jahren aufgrund der Verletzungsgefahr durch Herabfallen nicht geeignet.“

WARNHINWEIS Das Etagenbett/Hochbett darf nicht benutzt werden, wenn ein konstruktives Bauteil beschädigt ist oder fehlt.

Die empfohlene(n) Matratzengröße(n) = 9x90x200cm ; 12x90x200cm.

Hinweis, dass eine ausreichende Raumbelüftung notwendig ist, um die Luftfeuchte niedrig zu halten und Schimmelbildung in und um das Bett zu verhindern.

Hinweis, dass der feste Anzug aller Verbindungselemente regelmäßig zu überprüfen ist.

WARNHINWEIS „Bei unsachgemäßem Gebrauch können Etagenbetten und Hochbetten eine ernste Verletzungsgefahr durch Strangulation darstellen. Gegenstände, die nicht für den Gebrauch mit dem Bett bestimmt sind, dürfen niemals an einem Teil des Etagenbettes befestigt oder aufgehängt werden, dies gilt z. B., aber nicht ausschließlich, für Seile, Schnüre, Kordeln, Haken, Gürtel und Taschen.“

WARNHINWEIS „Kinder können zwischen dem Bett und der Wand, einer Dachschräge, der Zimmerdecke, angrenzenden Einrichtungsgegenständen (z. B. Schränken) und usw. eingeklemmt werden. Um ernste Verletzungsgefahr zu vermeiden, darf der Abstand zwischen der Oberkante der Absturzsicherung und der angrenzenden Struktur 75 mm nicht überschreiten oder muss größer sein als 230 mm.“

UK WARNING

Always follow the manufacturer's instructions.

WARNING "High beds and the upper bed of bunk beds are not suitable for children under six years due to the risk of injury from falls"

WARNING Do not use the bunk bed/high bed if any structural part is broken or missing.

The recommended size of the mattresses = 9x90x200cm ; 12x90x200cm

A statement that ventilation of the room is necessary in order to keep the humidity low and to prevent mould in and around the bed.

A statement to check regularly that all assembly fastenings are properly tightening.

WARNING "Bunk beds and high beds can present a serious risk of injury from strangulation if not used correctly. Never attach or hang items to any part of the bunk bed that are not designed to be used with the bed, for example, but not limited to ropes, strings, cords, hooks, belts and bags."

WARNING "Children can become trapped between the bed and the wall, a roof pitch, the ceiling, adjoining pieces of furniture (e.g. cupboards) and the like. To avoid risk of serious injury the distance between the top safety barrier and the adjoining structure shall not exceed 75 mm or shall be more than 230 mm."