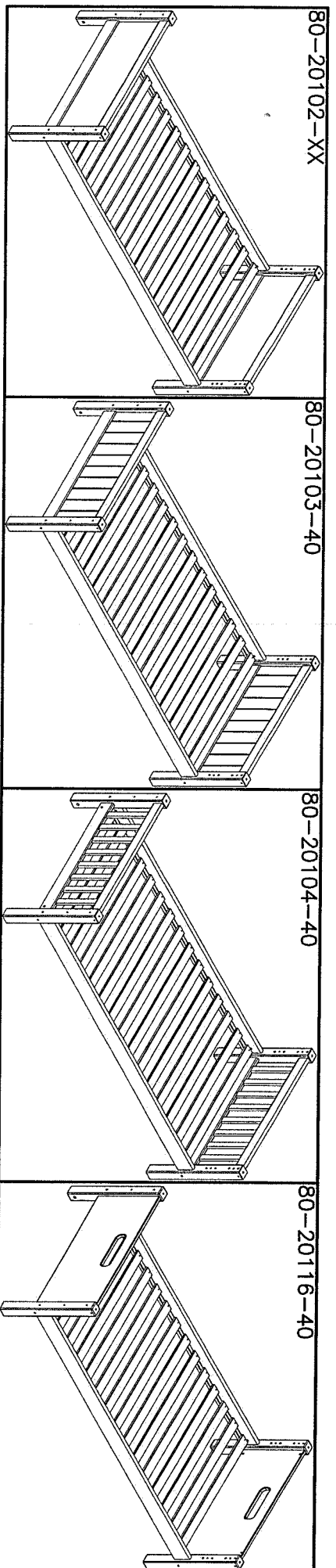


80-20101-40

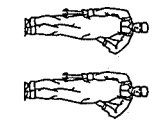
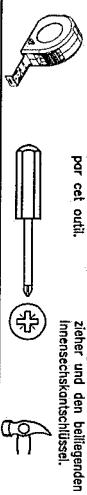


See assembly instruction in box no.
 Voir notice de montage dans la coisse no.
 Siehe Aufbauanleitung im Karton no.
 Zie voor de montage-instructie pakketnr.

Before assembling this product, please ensure that all the components supplied comply with the list on this page. All Screw-type fittings can be tightened with this tool.

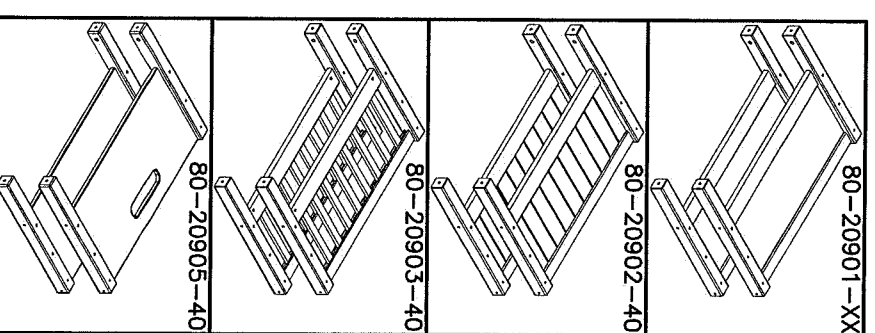
Avant de commencer l'assemblage, veuillez contrôler si tous les objets indiqués sont présents. Tous les vis peuvent être serrés par cet outil.

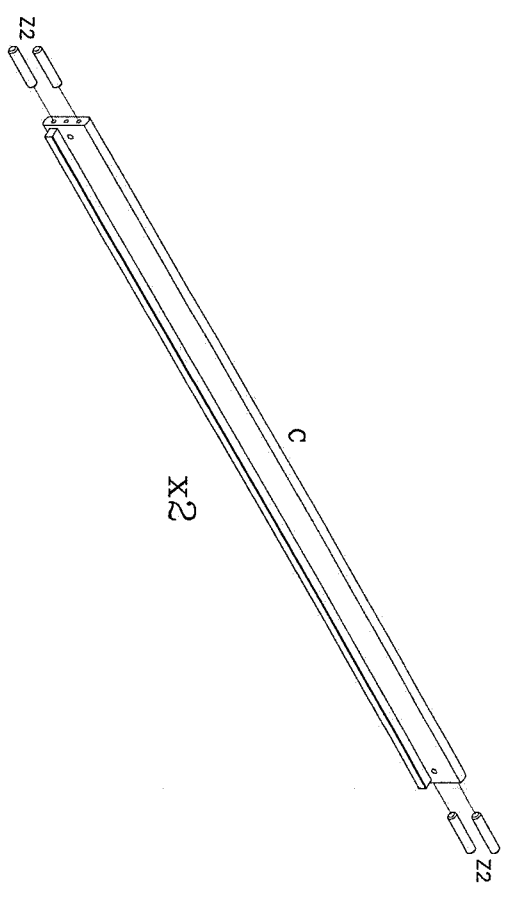

Bevor Sie mit dem Aufbau beginnen, kontrollieren Sie ob alle auf der Zeichnung angegebenen Teile vorhanden sind. Bitte verwenden Sie zur Montage einen Kreuzschraub-zähler und den beiliegenden Inmensechskantschlüssel.



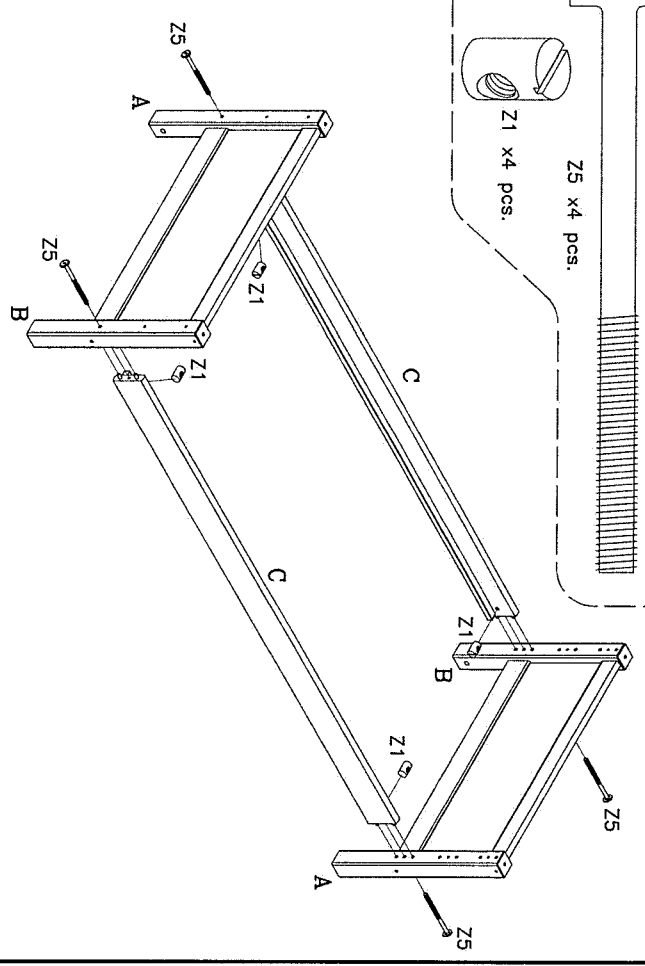
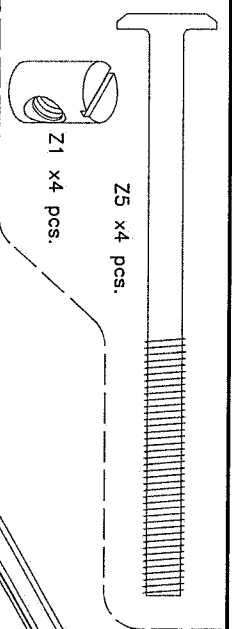
Waren-nr. Part no. Ref. No.	Stück- Qty. Dts.
Siehe Bild-nr. See picture no. Image no.	Mess- Dim. Dim.

12-063064/3-40	2 stck./pcs.	12-063064/4-40	2 stck./pcs.	1305-19672-40	2 stck./pcs.
	2 stck./pcs.		2 stck./pcs.		2 stck./pcs.
647x63x63		647x63x63		1967x115x26	
3922-08018 8 stck./pcs.	3930-10050 16 stck./pcs.	3909-70100	4 stck./pcs.	3901-40030 30 stck./pcs.	
647x63x63	647x63x63	647x63x63	647x63x63	647x63x63	647x63x63
Z1 M6/ø12x18 mm.	Z2 ø10x50 mm.	Z3 16 stck./pcs.	Z4 ø7x100 mm.	Z5 ø4x30 mm.	Z6 4033-005
3913-08110 8 stck./pcs.	3938-00081-2 20 stck./pcs.	3938-00016-2 4 stck./pcs.	3938-00016-2 4 stck./pcs.	4033-005 1 stck./pcs.	5 mm.
Z5 M8x110 mm.	Z6 ø8 mm.	Z7 ø10 mm.	Z8 ø16 mm.		

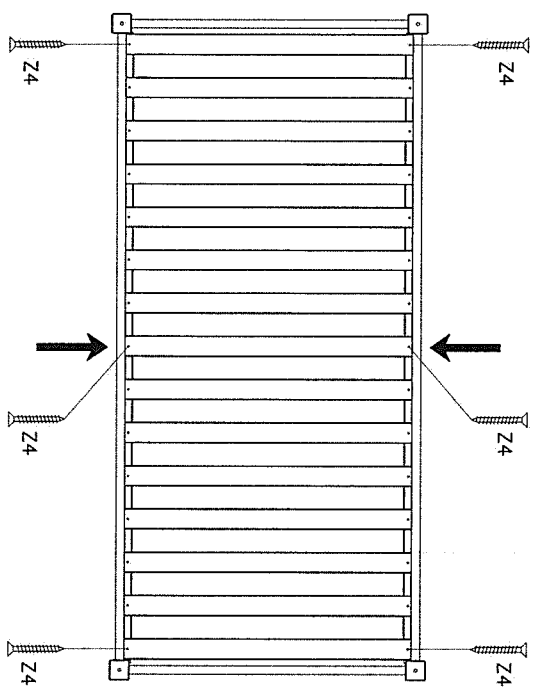
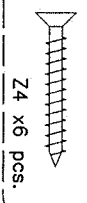





2



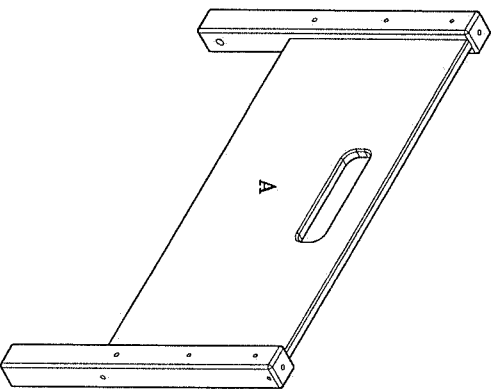
3



4




80-20905-40 White

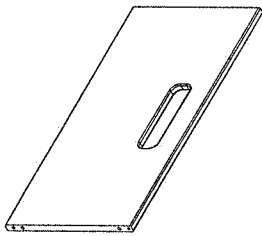

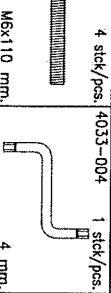


Before assembling this product, please ensure that all the components supplied comply with the list on this page. All Screw-type fittings can be tightened with this tool.


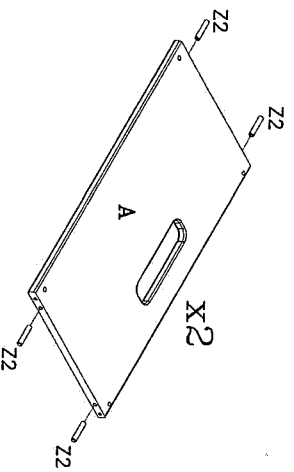

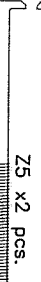














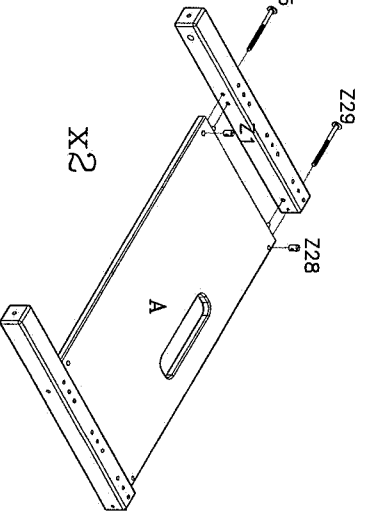
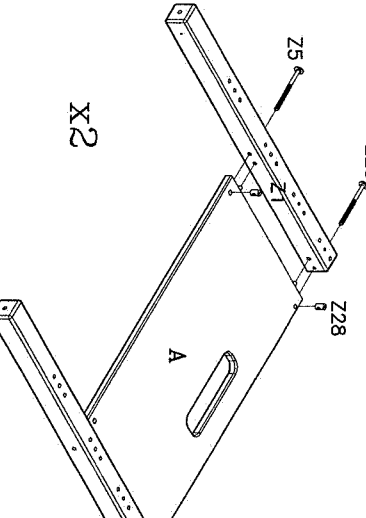
Avant de commencer l'assemblage, veuillez contrôler si tous les objets indiqués sont présents. Tous les vis peuvent être serrés par cet outil.

Bevor Sie mit dem Aufbau beginnen, kontrollieren Sie ob alle auf der Zeichnung angegebenen Teile vorhanden sind. Bitte verwenden Sie zur Montage einen Kreuzschraub-zehler und den beiliegenden Innesschraubenschlüssel.

Wage-nr. Part no. Réf. No.  Siehe Bild-nr. See picture no. Image no.
 Stück Qty. Qte.
 Mess Dim.
 4301-2208631-40 2 stick/pcs.

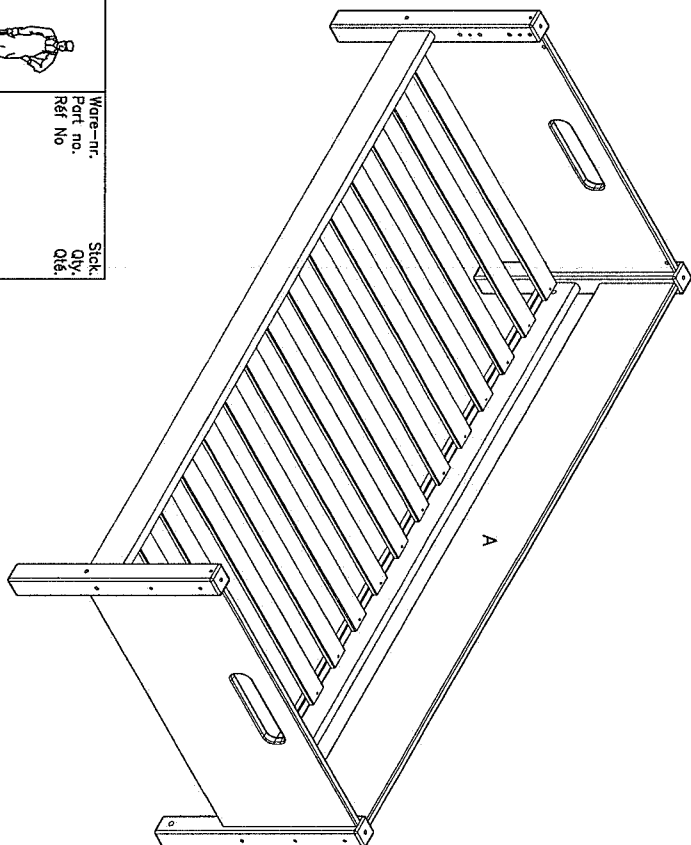
	3922-060181 4 stick/pcs.		4 stick/pcs. 4033-004		1 stick/pcs. 4 mm.
Z29	863x431x22	Z28	M6/Ø10x18mm	Z29	M6x110 mm.
Z28	3913-06110				

Z1, Z2, Z5 Fittings in single / bunk bed box.
 Z1, Z2, Z5 Beschläge im Einzel- / Etagenbett Karton.
 Z1, Z2, Z5 Raccords en lit simple / lit superposé.
 Z1, Z2, Z5 Fittings in het enkelbed / stapelbed boxen.

<p>1</p>  <p>Z2 x8 pcs.</p>		 <p>Z2</p>	
<p>2a</p>  <p>Z29 x2 pcs.</p>  <p>Z5 x2 pcs.</p>  <p>Z1 x2 pcs.</p>  <p>Z28 x2 pcs.</p>		<p>2b</p>  <p>Z29 x2 pcs.</p>  <p>Z5 x2 pcs.</p>  <p>Z1 x2 pcs.</p>  <p>Z28 x2 pcs.</p>	
<p>3a</p>  <p>Z29 x2 pcs.</p>  <p>Z5 x2 pcs.</p>  <p>Z1 x2 pcs.</p>  <p>Z28 x2 pcs.</p>		<p>3b</p>  <p>Z29 x2 pcs.</p>  <p>Z5 x2 pcs.</p>  <p>Z1 x2 pcs.</p>  <p>Z28 x2 pcs.</p>	
 <p>Z29</p> <p>Z28</p> <p>Z1</p> <p>Z5</p> <p>A</p> <p>x2</p>		 <p>Z29</p> <p>Z28</p> <p>Z1</p> <p>Z5</p> <p>A</p> <p>x2</p>	

Bunk bed only. Nur Etagen Bett.
 Lits superposés seulement. Alleen stapelbed

80-20604-40



Before assembling this product, please ensure that all the components supplied comply with the list on this page. All Screw-type fittings can be tightened with this tool.

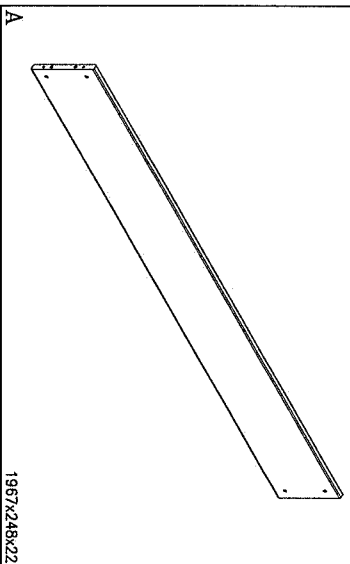
Avant de commencer l'assemblage, veuillez vérifier si tous les objets indiqués sont présents. Tous les vis peuvent être serrés par cet outil.

Bevor Sie mit dem Aufbau beginnen, kontrollieren Sie ob alle auf der Zeichnung angegebenen Teile vorhanden sind. Bitte verwenden Sie zur Montage einen Kreuzschraubenzieher und den beiliegenden Innensechskantschlüssel.

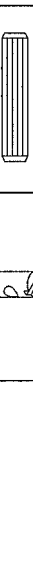
4301-2219675-40 1 stck./pcs.



Ware-nr. Part no. Stock-Qty. Qte. Siehe Bild-nr. See picture no. Masse Dim. Dim.



3930-10050 4 stck./pcs. 3922-060181 4 stck./pcs.



Z22 Ø10x50 mm. Z28 M6/Ø10x18mm

3913-06110 4 stck./pcs. 4033-004 1 stck./pcs.



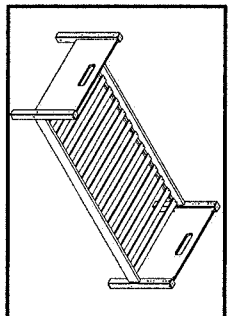
Z29 M6x110 mm. 4 mm.

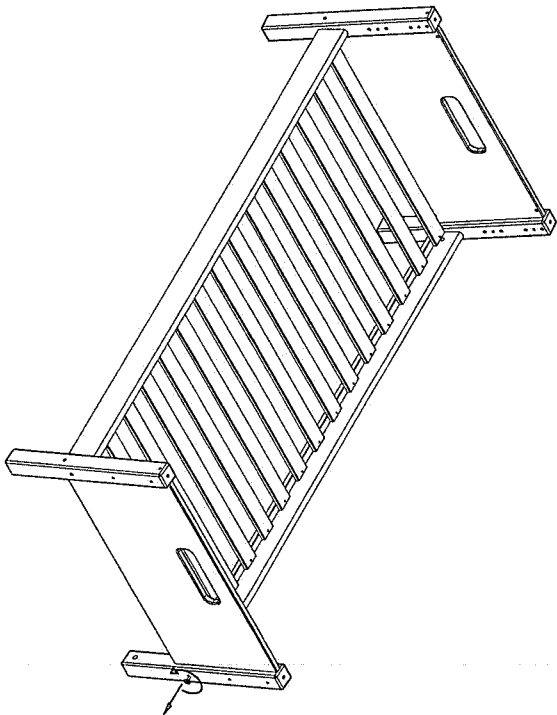
See assembly instruction in box no. 80-20101-40

Voir notice de montage dans la caisse no. 80-20101-40

Siehe Aufbauanleitung im Karton no. 80-20101-40

Zie voor de montage-instructie pakketnr. 80-20101-40



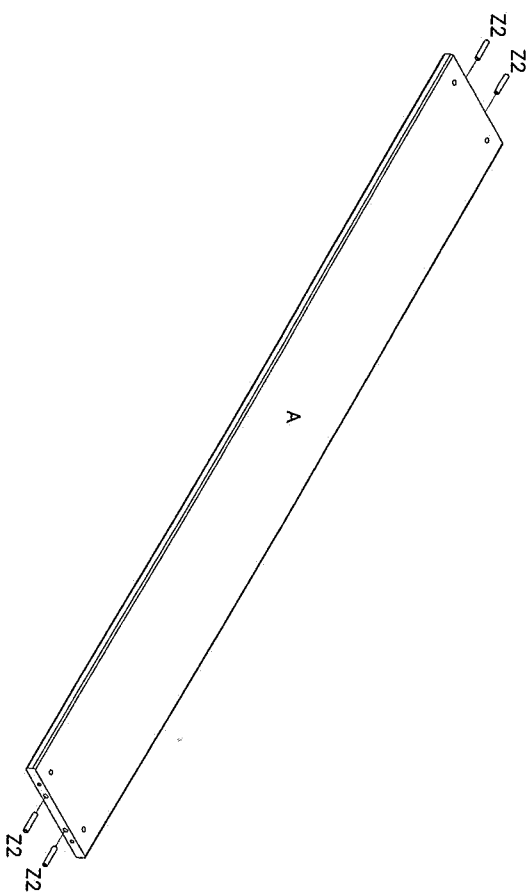


1

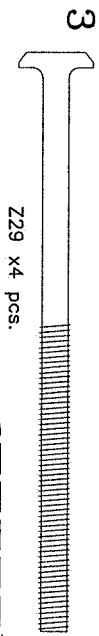


Z2 x4 pcs.

2

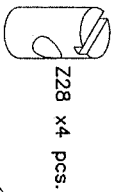


A

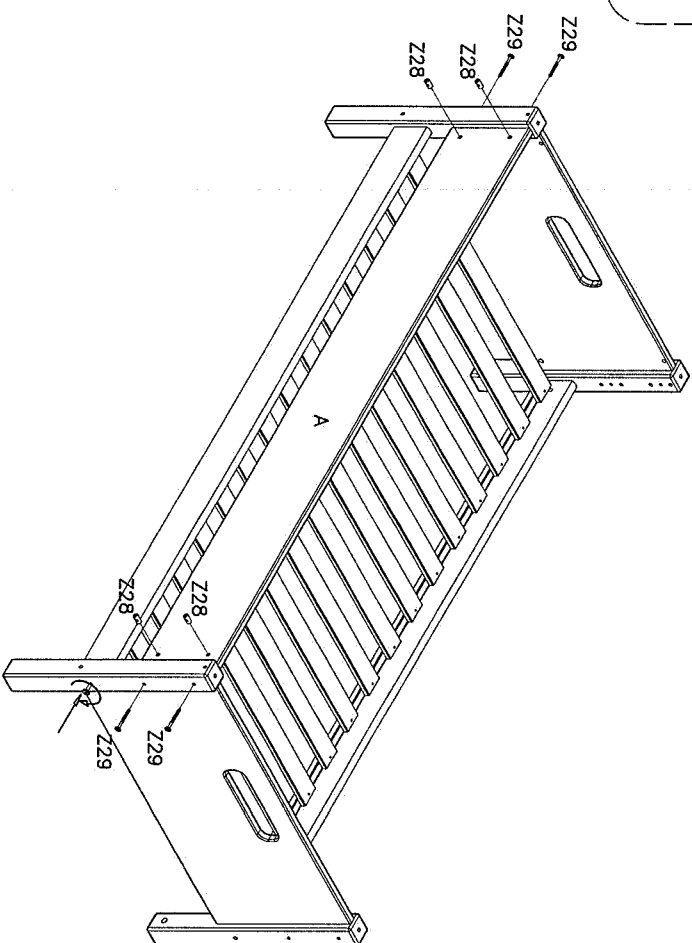


Z29 x4 pcs.




3



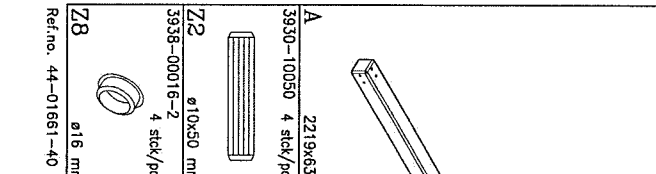
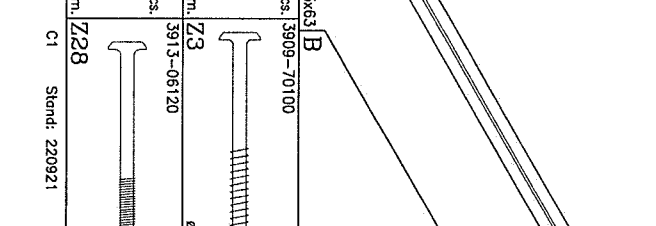
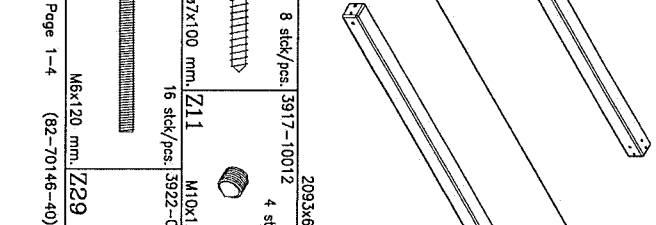
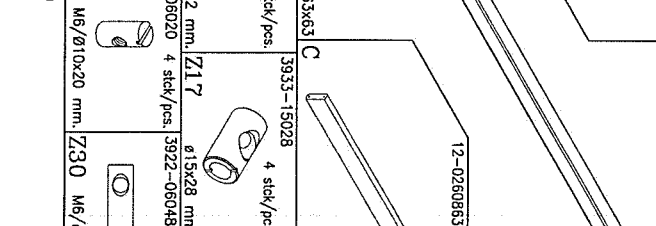
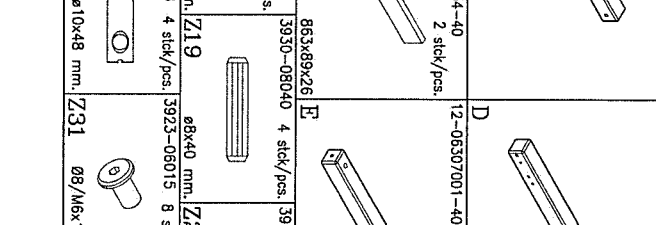
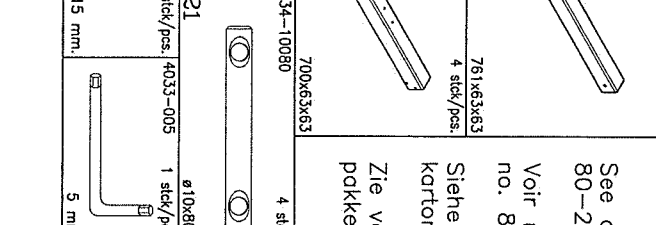
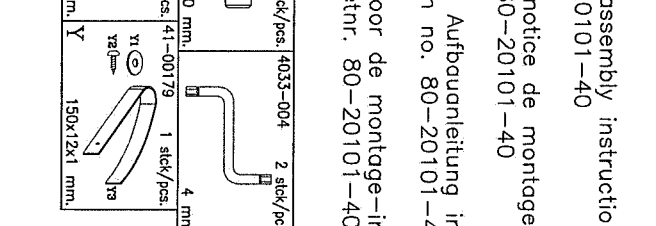
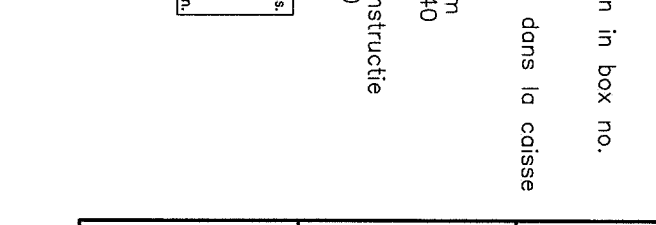
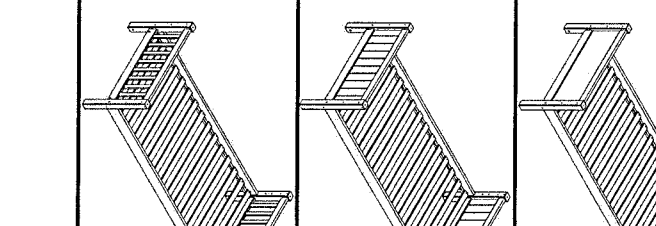
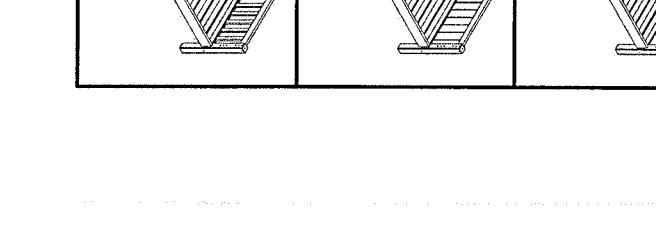
Z28 x4 pcs.



A

<p>Before assembling this product, please ensure that all the components supplied comply with the list on this page. All Screw-type fittings can be tightened with this tool.</p> 	<p>Avant de commencer l'assemblage, veuillez contrôler si tous les objets indiqués sont présents. Tous les vis peuvent être serrés par cet outil.</p> 	<p>Bevor Sie mit dem Aufbau beginnen, kontrollieren Sie ob alle Liefergegenstände angepackten Teile sind. Bitte verwenden Sie zur Montage einen Kreuzschraubenzieher und den beiliegenden Innensechskantschlüssel.</p> 	<p>Ware-nr. Part no. Réf. No. Stahl-Bild-nr. See picture no. Image no. Stück. Qty. Qte. Mass Dim. Dim.</p>
---	---	--	--

12-06322191-40	1	stick/pcs.	12-06320931-40	2	stick/pcs.	12-06307611-40	4	stick/pcs.
----------------	---	------------	----------------	---	------------	----------------	---	------------

<p>A</p>  <p>2219x63x63 8 stick/pcs. 3917-10012</p>	<p>B</p>  <p>2093x63x63 4 stick/pcs.</p>	<p>C</p>  <p>3933-15028 4 stick/pcs.</p>	<p>D</p>  <p>12-02608534-40 2 stick/pcs.</p>	<p>E</p>  <p>863x89x26 4 stick/pcs.</p>	<p>F</p>  <p>761x63x63 4 stick/pcs.</p>	<p>Z1</p>  <p>700x63x63 4 stick/pcs.</p>	<p>Z2</p>  <p>4033-004 2 stick/pcs.</p>	<p>Z3</p>  <p>4033-005 4 stick/pcs.</p>	<p>Z4</p>  <p>150x12x1 4 stick/pcs.</p>

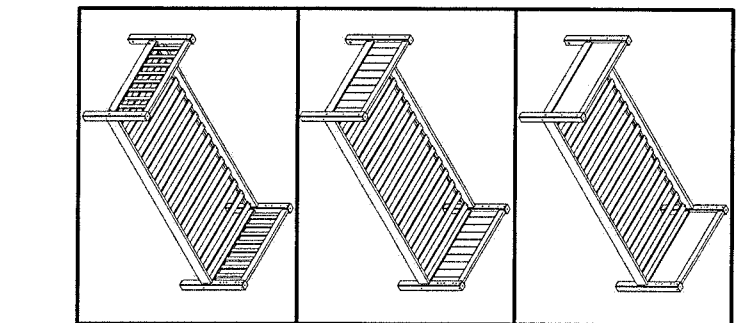
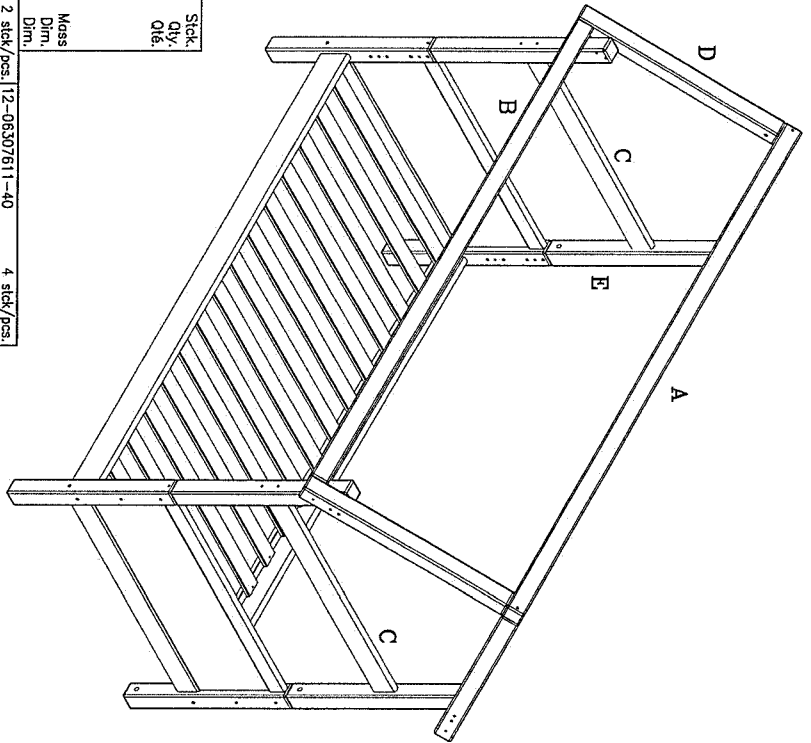
12-02608534-40	2	stick/pcs.	12-06307001-40	4	stick/pcs.
----------------	---	------------	----------------	---	------------

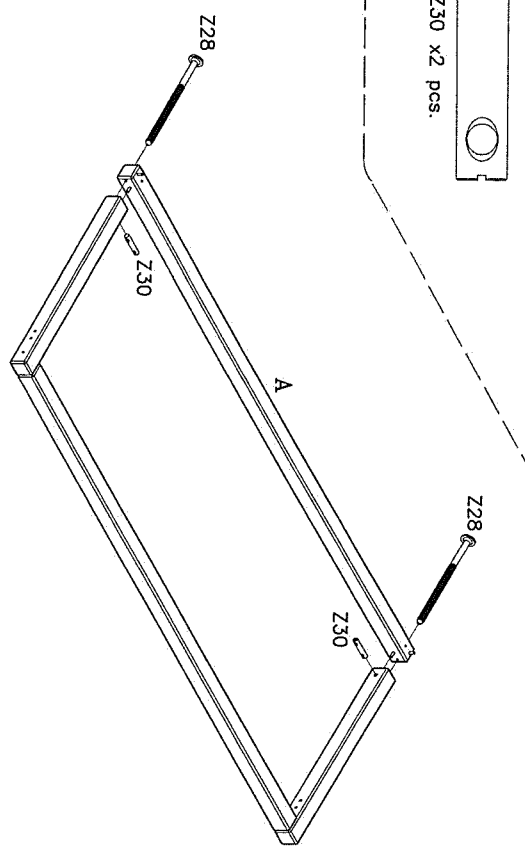
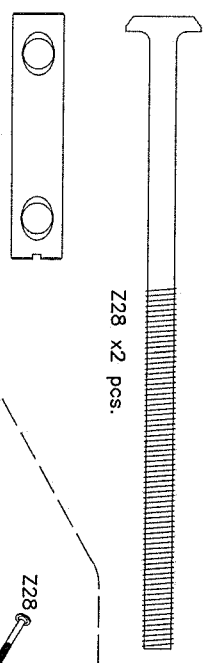
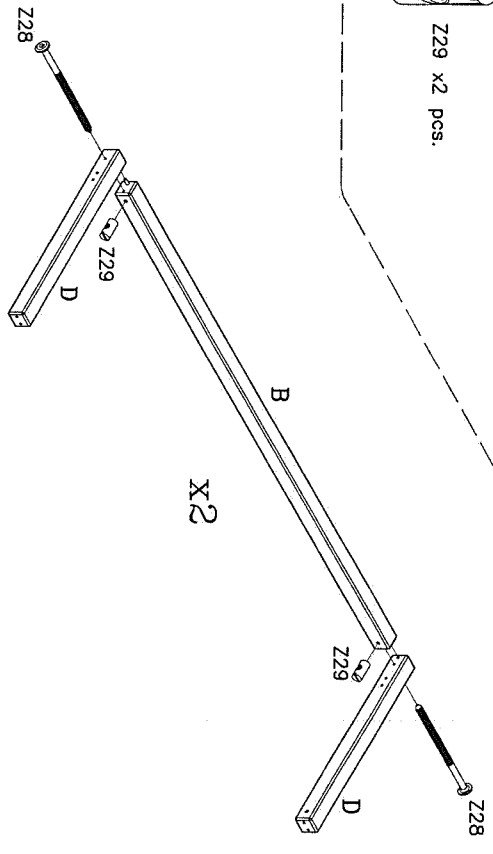
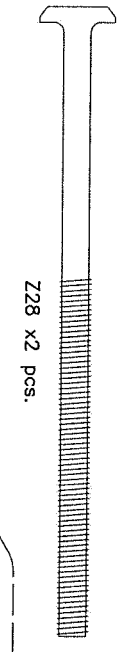
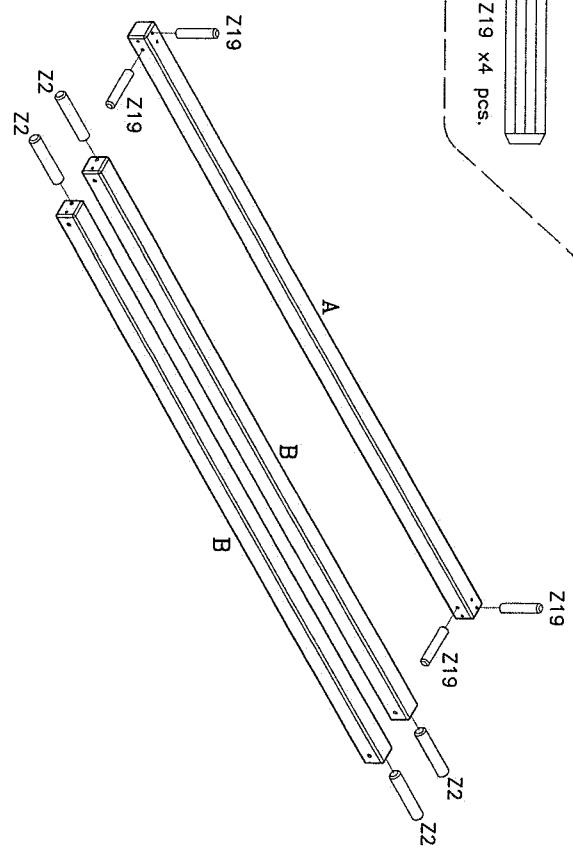
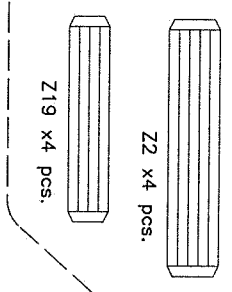
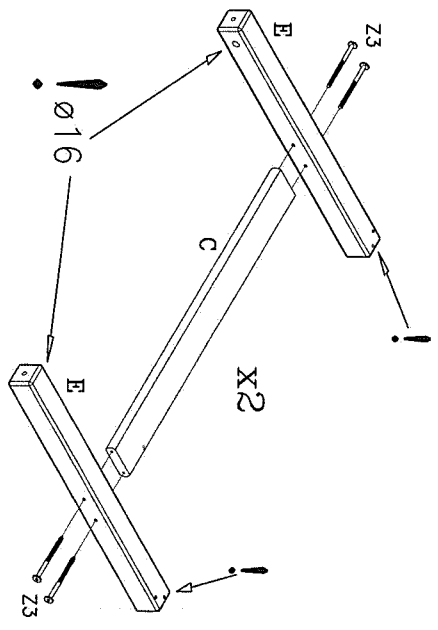
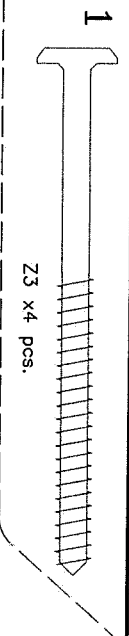
See assembly instruction in box no. 80-20101-40

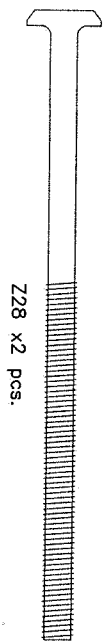
Voir notice de montage dans la caisse no. 80-20101-40

Siehe Aufbauanleitung im karton no. 80-20101-40

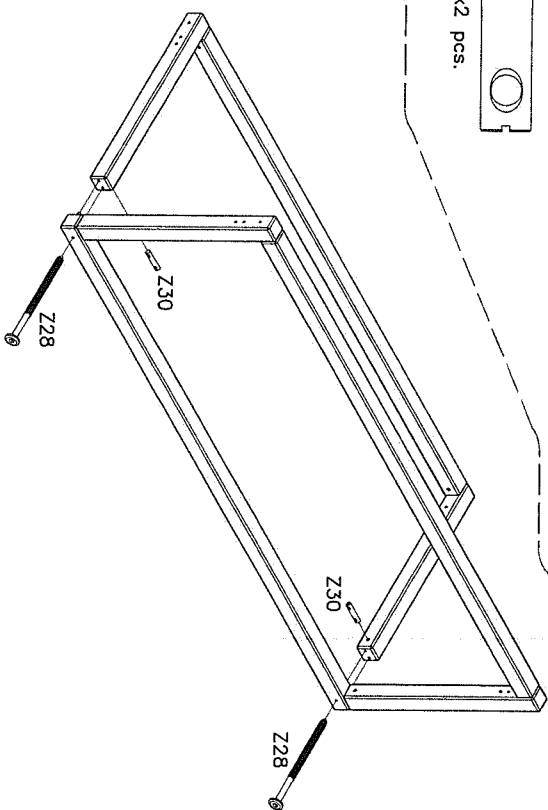
Zie voor de montage-instructie pakketnr. 80-20101-40



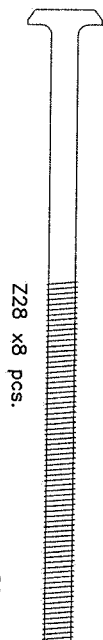




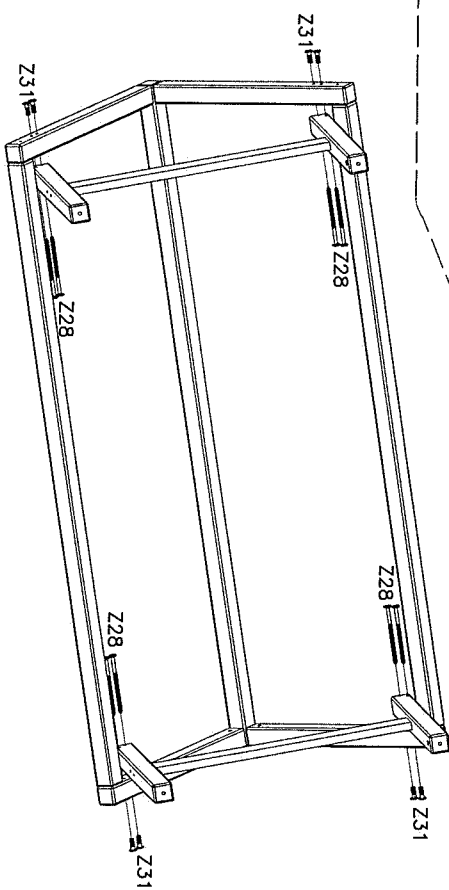
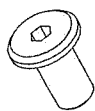
Z30 x2 pcs.



6

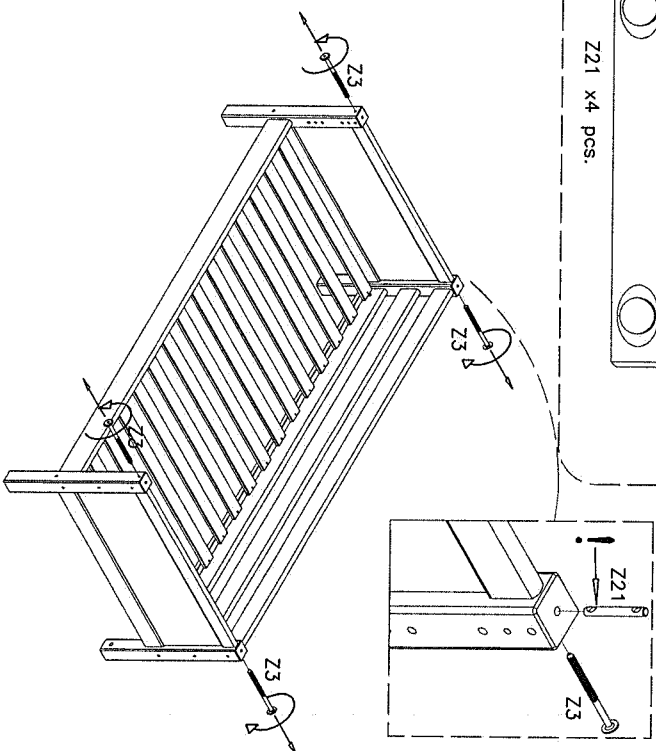


Z31 x8 pcs.



7

Z21 x4 pcs.

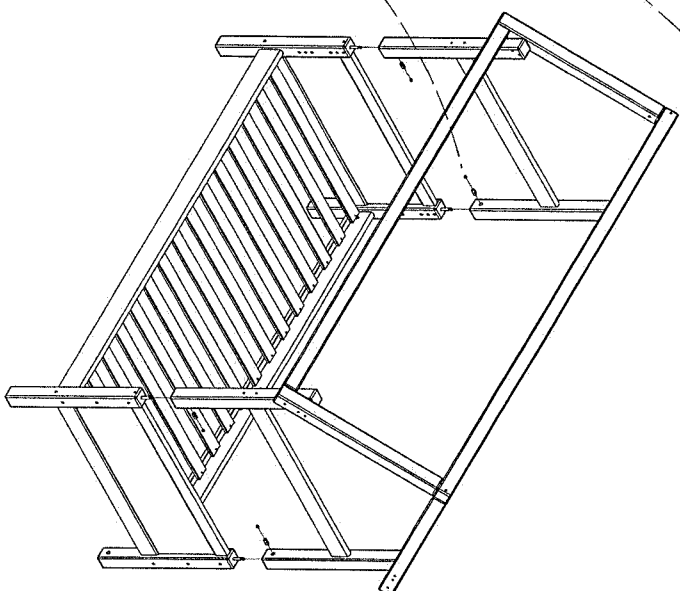
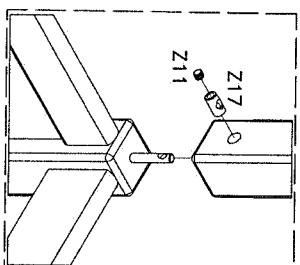
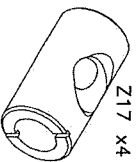


8

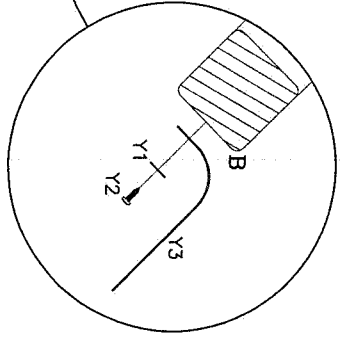
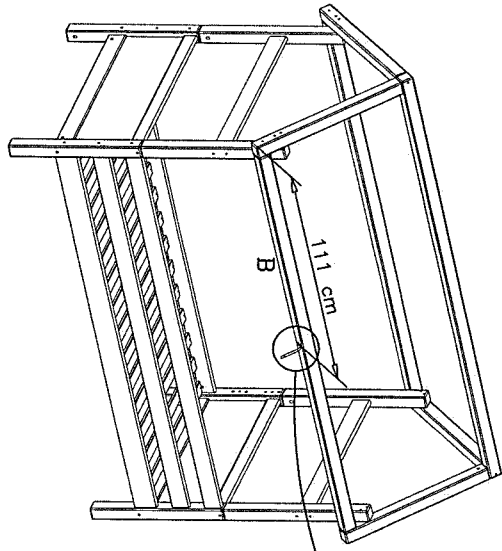
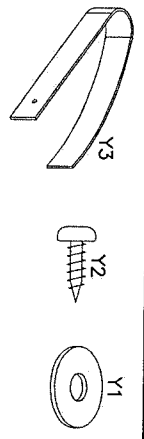
Z11 x4 pcs.



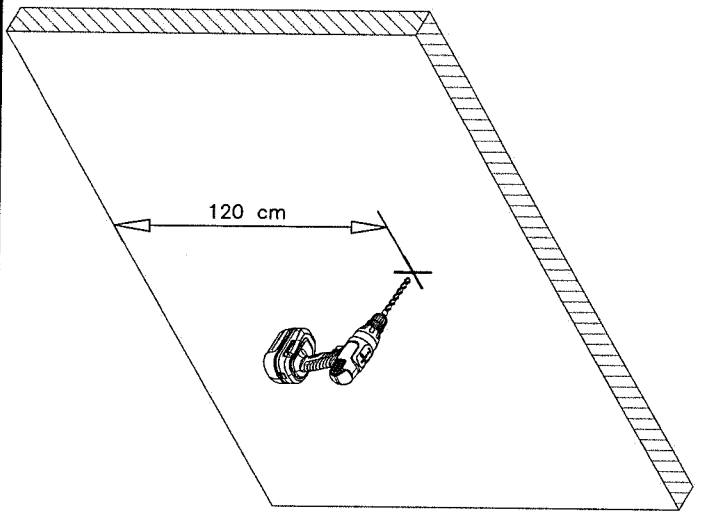
Z17 x4 pcs.



9



10



11

