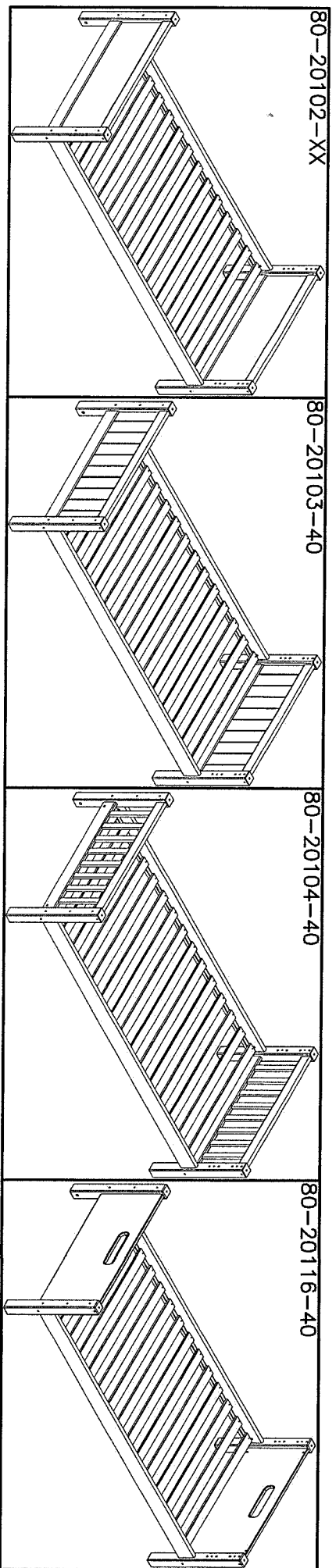


80-20101-40

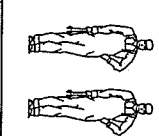
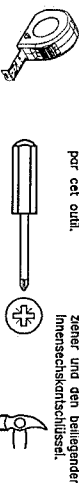


See assembly instruction in box no.
 Voir notice de montage dans la caisse no.
 Siehe Aufbauanleitung im Karton no.
 Zie voor de montage-instructie pakketnr.

Before assembling this product, please ensure that all the components supplied comply with the list on this page. All Screw-type fittings can be tightened with this tool.

Avant de commencer l'assemblage, veuillez vérifier que tous les objets indiqués sont présents. Tous les vis peuvent être serrés par cet outil.

Bevor Sie mit dem Aufbau beginnen, kontrollieren Sie ob alle auf der Zeichnung angegebenen Teile vorhanden sind. Bitte verwenden Sie zur Montage einen Kreuzschraubzieher und den beiliegenden Innesschraubenschlüssel.



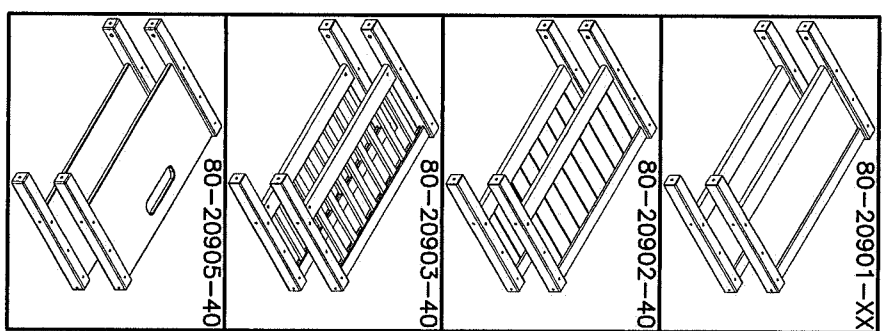
Wire-nr.
Part no.
Ref. No.


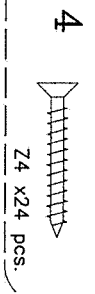
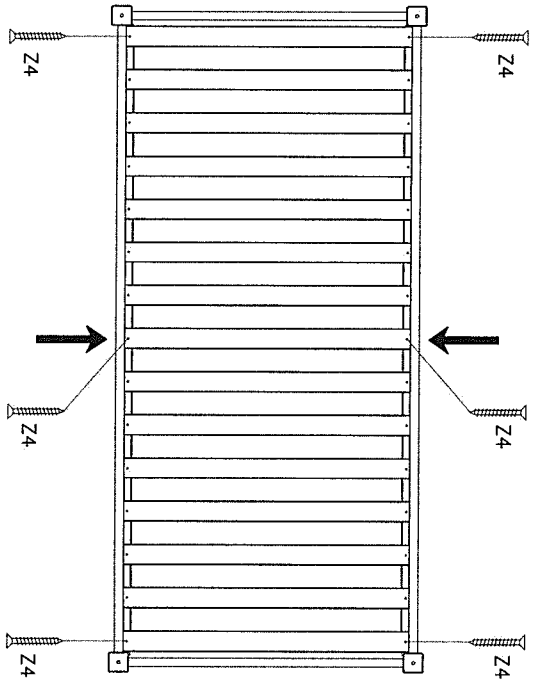
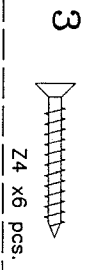
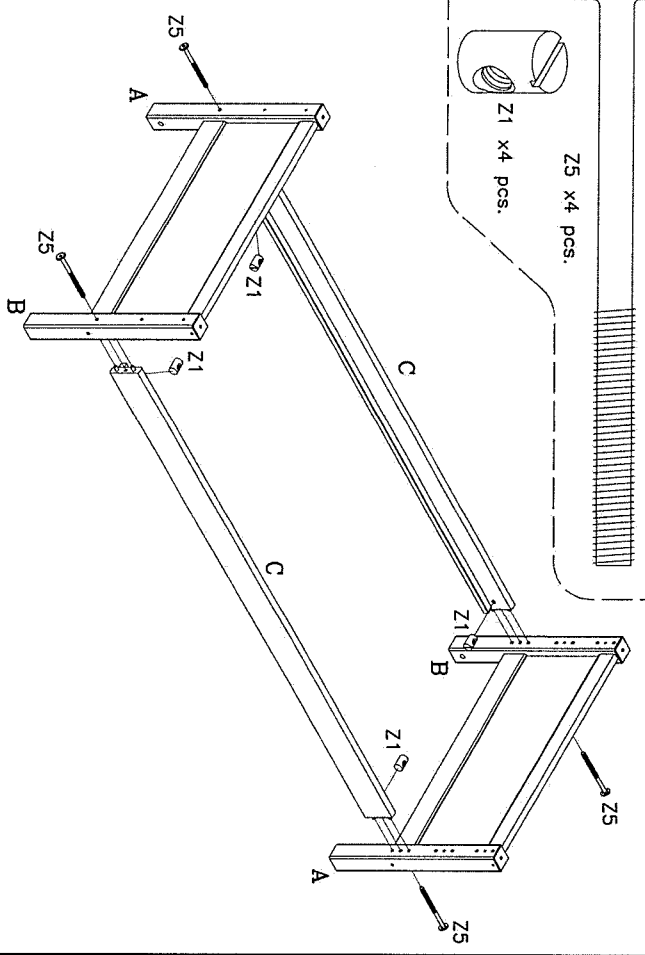
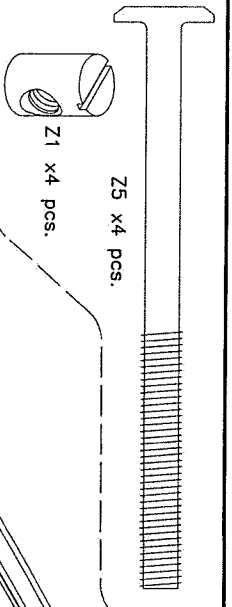
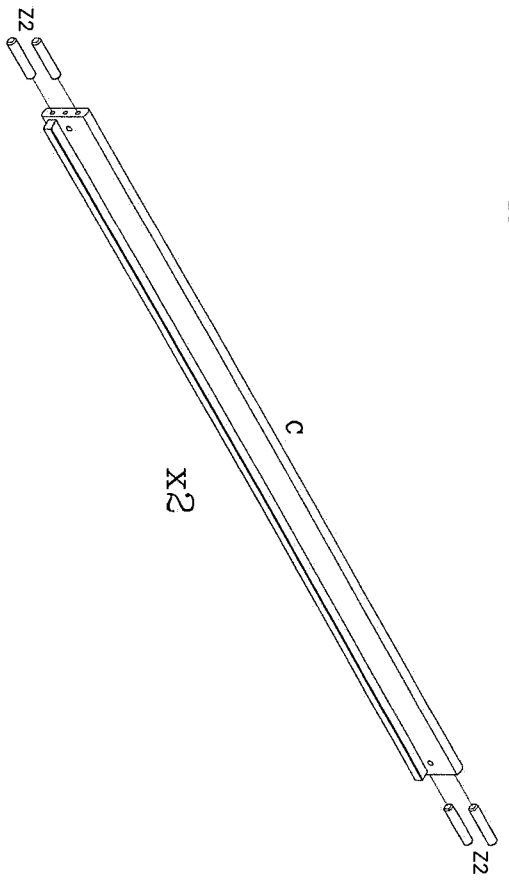

Stück.
Qty.
Qte.

Steh Bild-nr.
See picture no.
Image no.

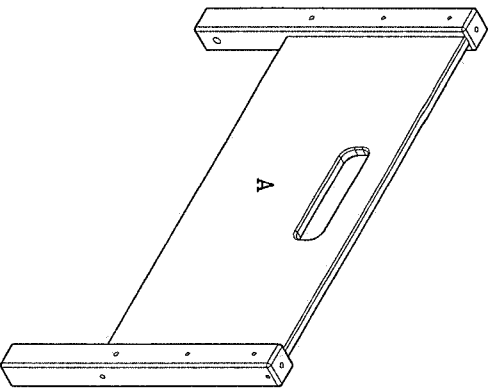
Mess
Dim.
Dim.

| | | | | | |
|----------------|---------------|----------------|---------------|---------------|---------------|
| 12-06306473-40 | 2 stick/pcs. | 12-06306474-40 | 2 stick/pcs. | 1305-19672-40 | 2 stick/pcs. |
| A | | B | | C | |
| 3922-08018 | 8 stick/pcs. | 647x63x63 | 3930-10050 | 16 stick/pcs. | 3909-70100 |
| Z1 | M8/ø12x18 mm. | Z2 | ø10x50 mm. | Z3 | 16 stick/pcs. |
| 3913-08110 | 8 stick/pcs. | 3938-000081-2 | 20 stick/pcs. | 3938-00010-2 | 20 stick/pcs. |
| Z5 | M8x110 mm. | Z6 | ø8 mm. | Z7 | ø8 mm. |
| | | | | Z8 | ø10 mm. |
| | | | | | ø4x30 mm. |
| | | | | | 4033-005 |
| | | | | | 1 stick/pcs. |
| | | | | | 5 mm. |
| | | | | | 1967x115x26 |





80-20905-40 White



Before assembling this bed, please ensure that the bed is assembled correctly with the supplied tools. All Screw-type fittings can be tightened with this tool.

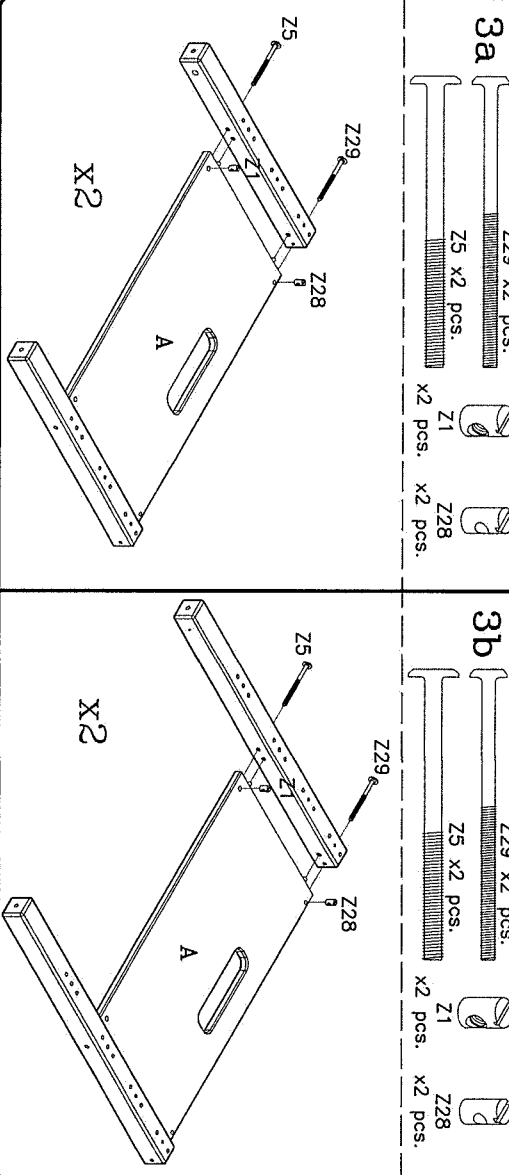
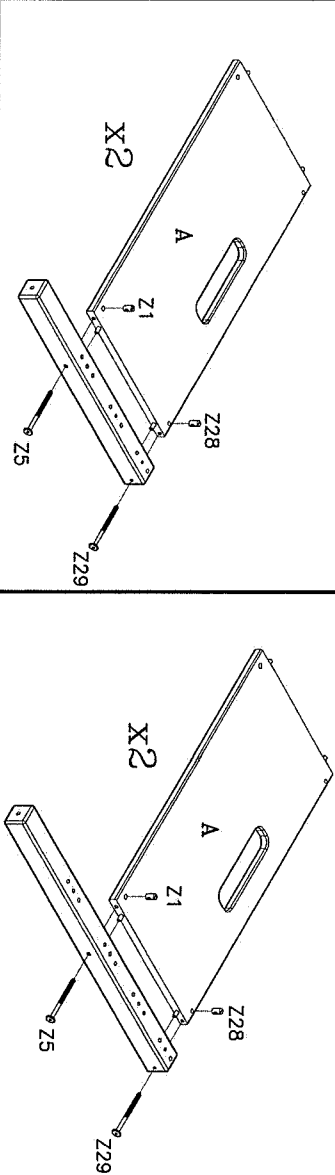
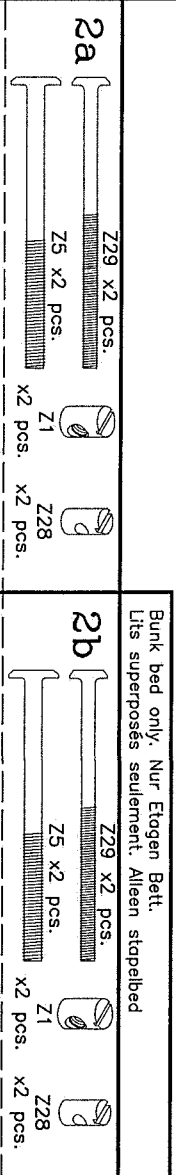
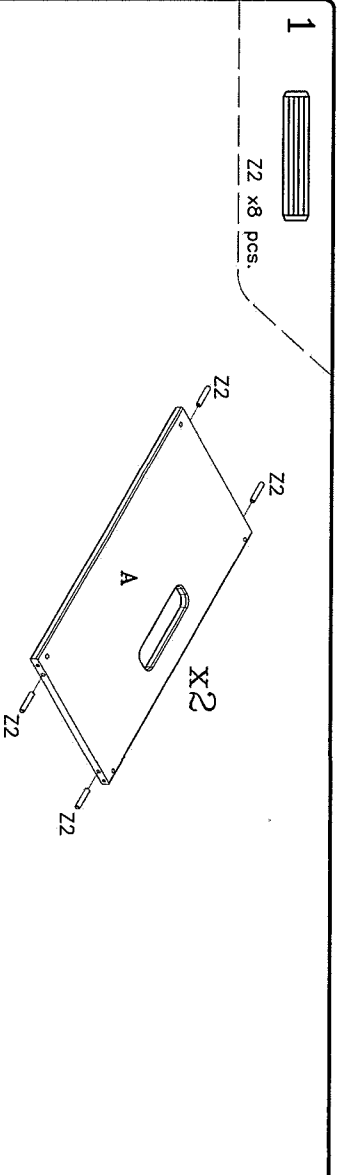
Avant de commencer l'assemblage, veuillez contrôler si tous les objets indiqués sont présents, tous les vis peuvent être serrés par cet outil.

Bevor Sie mit dem Aufbau beginnen, kontrollieren Sie ob alle auf der Zeichnung angegebenen Teile vorhanden sind. Bitte verwenden Sie zur Montage einen Schraubenzieher und den beiliegenden Innesschlüsselschlüssel.

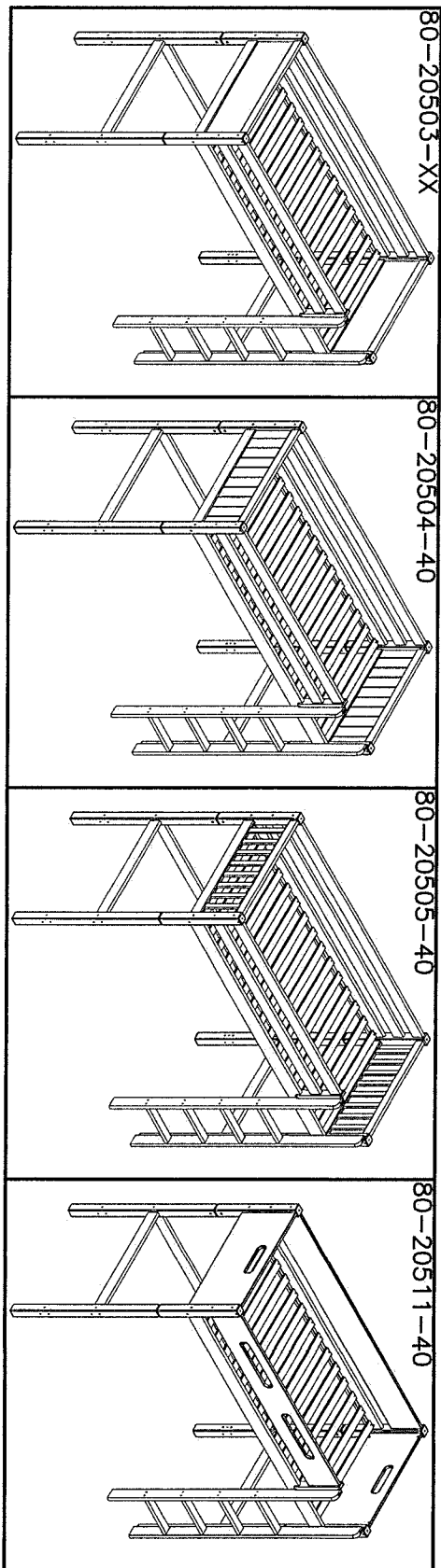
Wire-nr. Part no. Réf. No.
Stück. Qty. Qté.
Stück. Dim. Mass Dim.

| | | | | | | | | | | | | | | |
|-----------------|-------------|--|-------------|--------------|--|-----|-------------|--------------|----------|--------------|--|-----|------------|-------|
| 4301-2208631-40 | 2 stick/pcs | | 3922-060181 | 4 stick/pcs. | | Z28 | M6/Ø10x18mm | 4 stick/pcs. | 4033-004 | 1 stick/pcs. | | Z29 | M6x110 mm. | 4 mm. |
| | | | 3913-06110 | | | | | | | | | | | |
| | | | | | | | | | | | | | | |

Z1, Z2, Z5 Fittings in single / bunk bed box.
 Z1, Z2, Z5 Beschläge im Einzel- / Etagenbett Karton.
 Z1, Z2, Z5 Raccords en lit simple / lit superposé.
 Z1, Z2, Z5 Fittings in het enkelspel / stapelbed boxen.



80-20510-40



Before assembling this product, please ensure that all the components supplied comply with the list on this page. All Screw-type fittings can be tightened with this tool.

Avant de commencer l'assemblage, veuillez contrôler si tous les objets indiqués sont présents. Tous les vis peuvent être serrés par cet outil.

Bevor Sie mit dem Aufbau beginnen, kontrollieren Sie ob alle auf der Zeichnung sind. Alle Schrauben sind für die Montage eines Kreuzschraubenzieher und den beiliegenden Innensechskantschlüssel.

Werk-nr. Ref No. Siehe Bild-nr. See picture no. Image no. Mess Dim. Stck. Qty. Q.té.

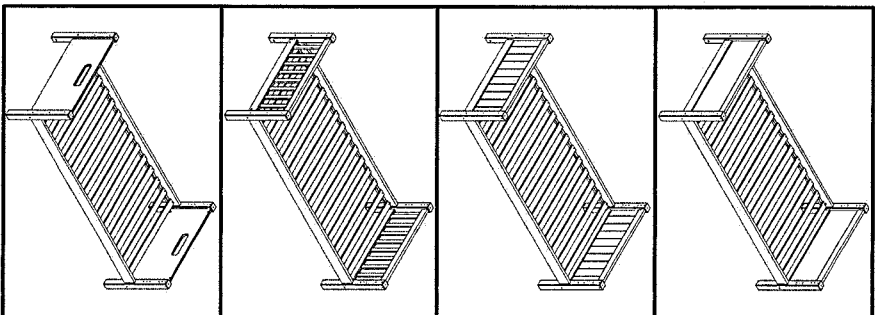
See assembly instruction in box no. 80-20101-40

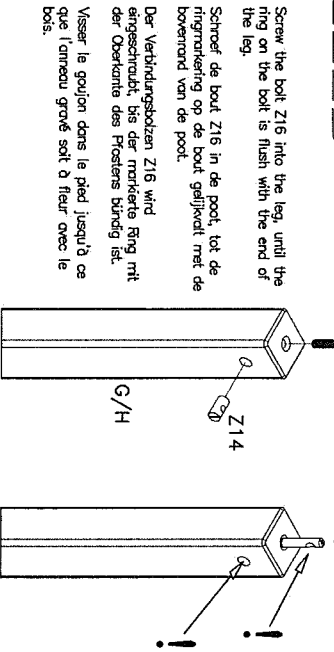
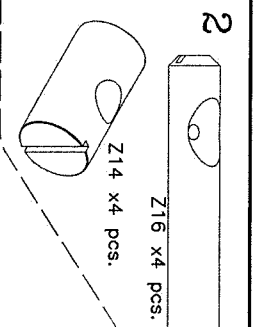
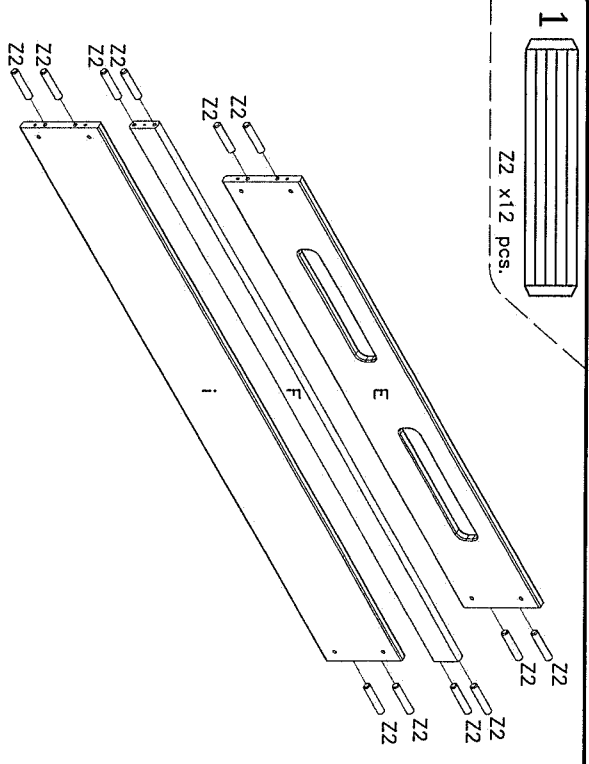
Voir notice de montage dans la caisse no. 80-20101-40

Siehe Aufbauanleitung im Karton no. 80-20101-40

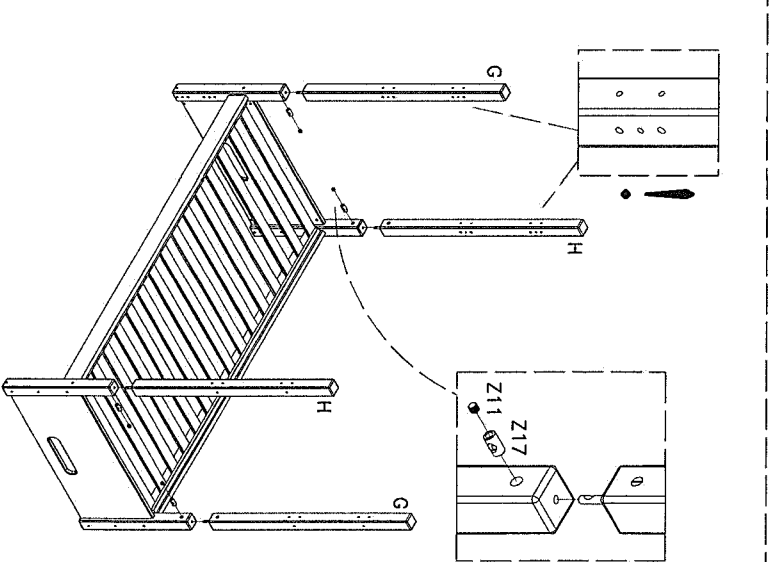
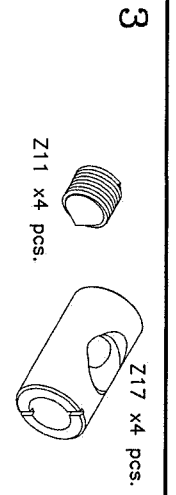
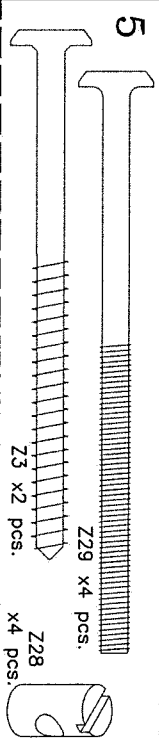
Zie voor de montage-instructie pakketnr. 80-20101-40

| | | | | | | | | | | | | | | | | | | | | |
|----------------|---------------|----------------|----------------|-----------------|----------------|----------------|-----------------|--------------|----------------|----------------|--------------|-------------|-------------|--------------|-------------|-------------|-------------|-----------|------------|-------------|
| 12-02603182-40 | 4 stck/pcs. | 12-02618331-40 | 2 stck/pcs. | 12-02619676-40 | 1 stck/pcs. | 12-06311863-40 | 2 stck/pcs. | | | | | | | | | | | | | |
| A | 318x65x26 | 1 stck/pcs. | D | 1833x89x26 | 1 stck/pcs. | F | 4301-2219675-40 | 1 stck/pcs. | 1967x89x26 | G | 1186x63x63 | 2 stck/pcs. | | | | | | | | |
| B | 361x65x26 | 2 stck/pcs. | E | 4301-2215711-40 | 1 stck/pcs. | H | 1967x248x22 | 10 stck/pcs. | I | 1571x248x22 | 10 stck/pcs. | J | 1967x248x22 | 10 stck/pcs. | | | | | | |
| C | 863x89x26 | 12 stck/pcs. | K | 3909-70100 | 4 stck/pcs. | L | 3928-00016-2 | 4 stck/pcs. | M | 3903-40025 | 4 stck/pcs. | N | 3907-63022 | 4 stck/pcs. | O | 1186x63x63 | 2 stck/pcs. | | | |
| Z2 | Ø10x50 mm. | Z3 | Ø7x100 mm. | Z4 | Ø4x30 mm. | Z8 | Ø16 mm. | Z9 | Ø4x25 mm. | Z10 | Ø6,3x22 mm. | Z11 | M10x12 mm. | Z17 | Ø15x28 mm. | Z18 | Ø3x20 mm. | | | |
| 4007-014 | 2 stck/pcs. | 4008-021 | 4 stck/pcs. | 3922-10028 | 4 stck/pcs. | 3909-10060 | 16 stck/pcs. | 3934-10115 | 4 stck/pcs. | M10/Ø10x15 mm. | Z16 | Ø7x60 mm. | Z19 | 3913-06110 | 6 stck/pcs. | Z20 | M6x70 mm. | | | |
| Z12 | 15,5x3 mm. | Z13 | 20x20x16x2 mm. | Z14 | M10/Ø15x28 mm. | Z15 | Ø7x60 mm. | Z16 | M10/Ø10x15 mm. | Z17 | Ø15x28 mm. | Z18 | Ø3x20 mm. | Z19 | 3913-06110 | 6 stck/pcs. | Z20 | M6x70 mm. | | |
| Z21 | 15,5x3 mm. | Z22 | 20x20x16x2 mm. | Z23 | M10/Ø15x28 mm. | Z24 | Ø7x60 mm. | Z25 | M10/Ø10x15 mm. | Z26 | Ø15x28 mm. | Z27 | Ø3x20 mm. | Z28 | 3913-06110 | 6 stck/pcs. | Z29 | M6x70 mm. | | |
| Z29 | 3938-000081-2 | 28 stck/pcs. | Z30 | 3938-00010-2 | 12 stck/pcs. | Z31 | 3917-10012 | 4 stck/pcs. | Z32 | Ø8 mm. | Z33 | Ø10 mm. | Z34 | 3913-06110 | 6 stck/pcs. | Z35 | M6x70 mm. | | | |
| Z36 | 3913-06110 | 6 stck/pcs. | Z37 | 3913-06110 | 6 stck/pcs. | Z38 | 3913-06110 | 6 stck/pcs. | Z39 | 3913-06110 | 6 stck/pcs. | Z40 | 3913-06110 | 6 stck/pcs. | Z41 | 3913-06110 | 6 stck/pcs. | Z42 | 3913-06110 | 6 stck/pcs. |

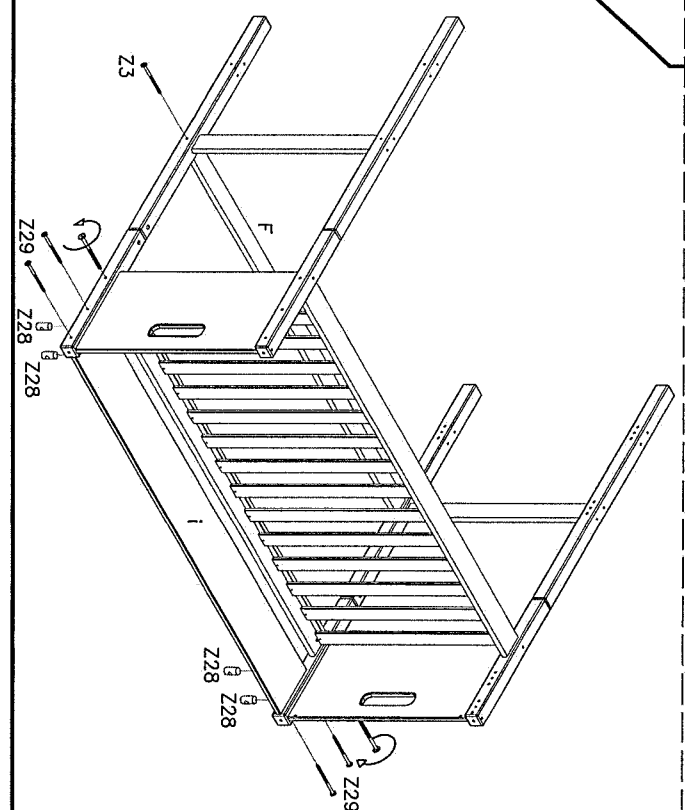
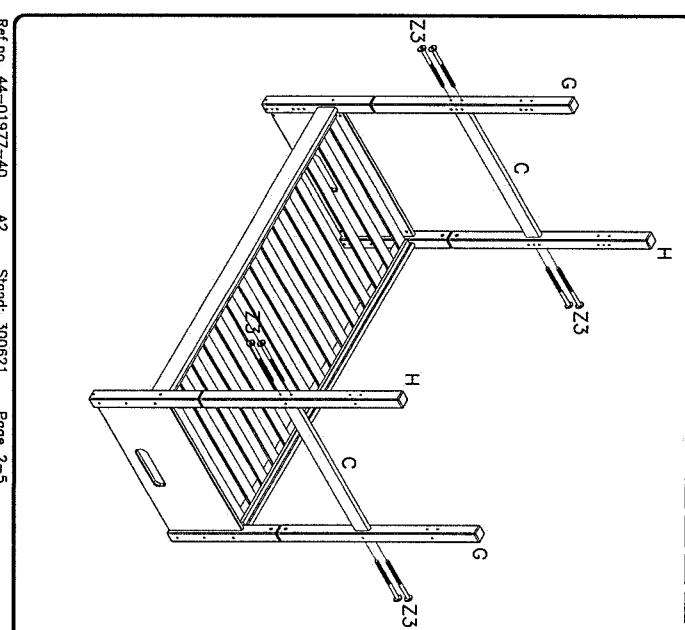




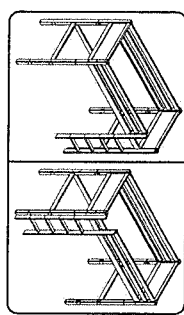
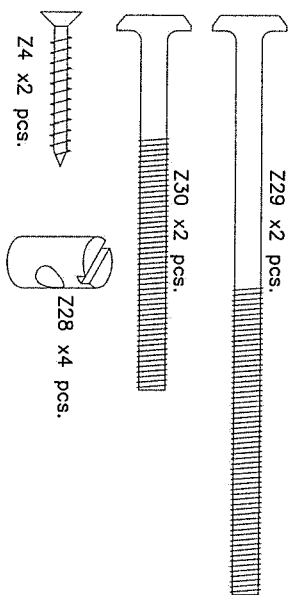
Screw the bolt Z16 into the leg, until the ring on the bolt is flush with the end of the leg.
Schroef de bout Z16 in de poot, tot de ringmarkeering op de bout gelijkvalt met de bovenzijde van de poot.
Der Verbindungsbolzen Z16 wird eingeschraubt, bis der markierte Ring mit der Oberkante des Pfosters bündig ist.
Visser le goujon dans le pied jusqu'à ce que l'anneau soit à fleur avec le bois.



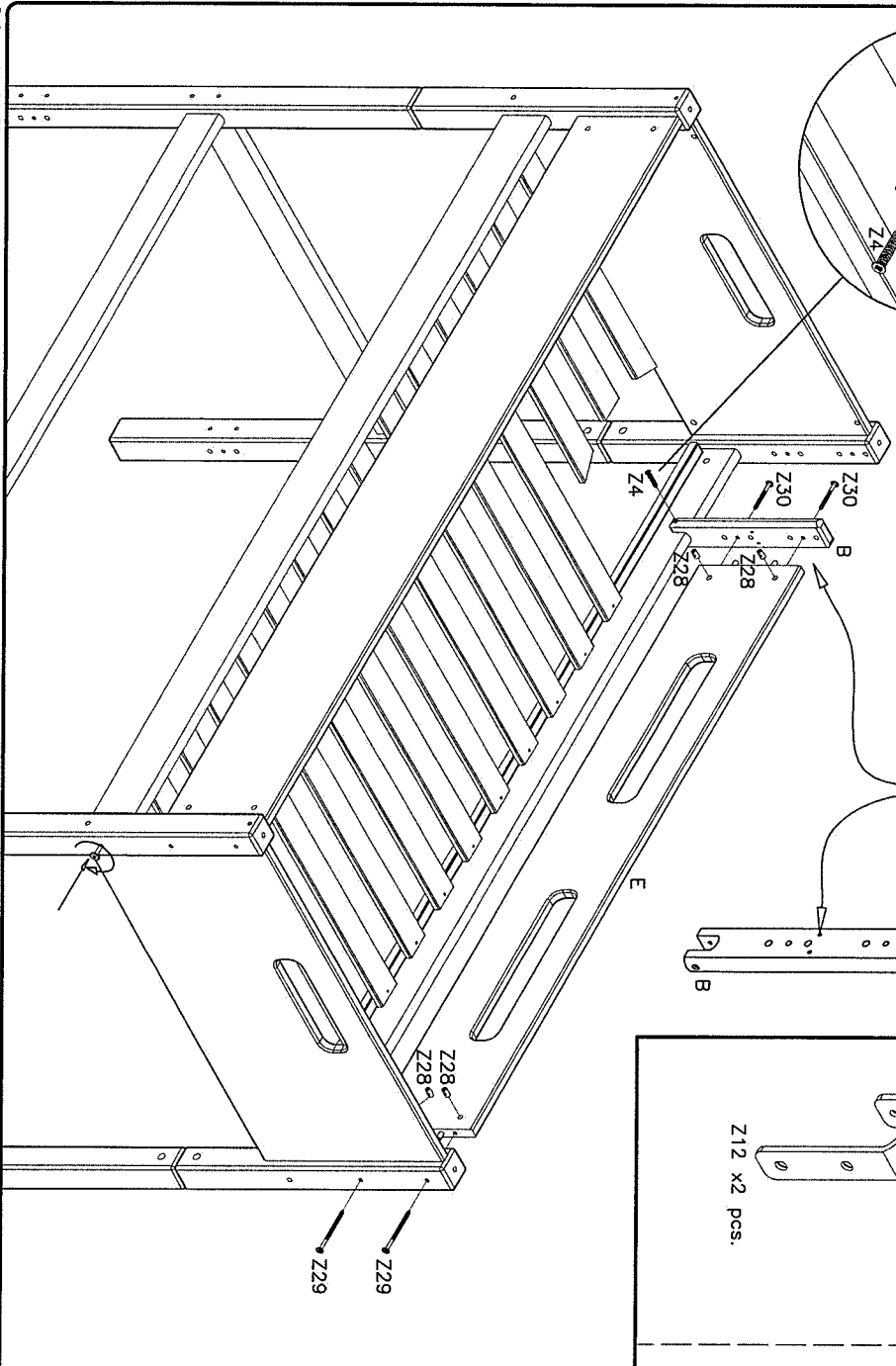
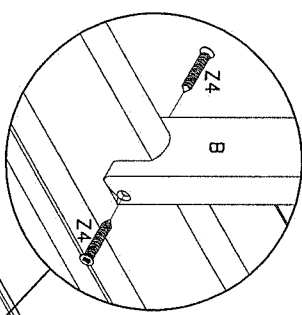
If the leg is loose after assembly, loosen the screw Z11 slightly, until the lower leg can be turned 1 time around clockwise. Then tighten the Z11 screw again.
Indien de poot na montage niet vast genoeg zit, dient u schroef Z11 iets los te draaien, tot de onderste poot 1 keer rechtsom gedraaid kan worden. Daarna kunt u schroef Z11 weer vastschroeven.
Wenn die Pfosten nicht fest genug angezogen sind, muss die Schraube Z11 leicht gelöst werden, bis der untere Pfosten 1 Mal rechts herum gedreht werden kann. Dann muss die Schraube Z11 wieder gespannt werden.
Si les deux montants de pied ne sont pas suffisamment serrés, il convient de désserrer légèrement la vis Z11, jusqu'à pouvoir tourner la partie inférieure du pied 1 fois dans le sens des aiguilles d'une montre. Ensuite resserrer la vis Z11.



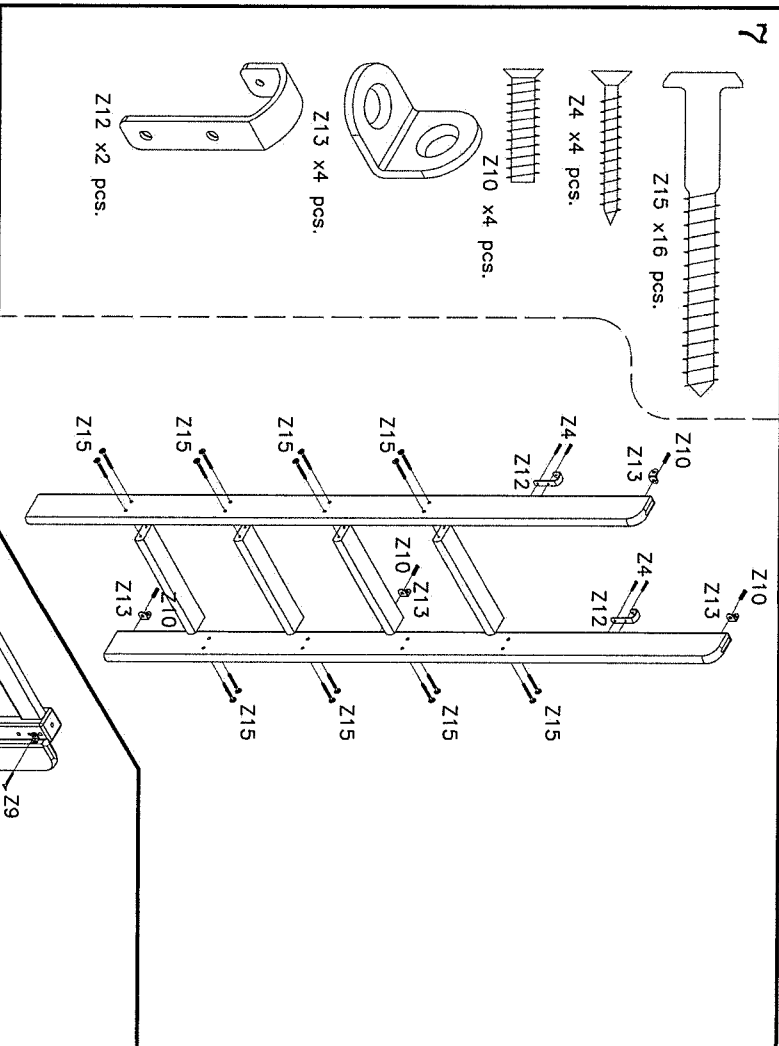
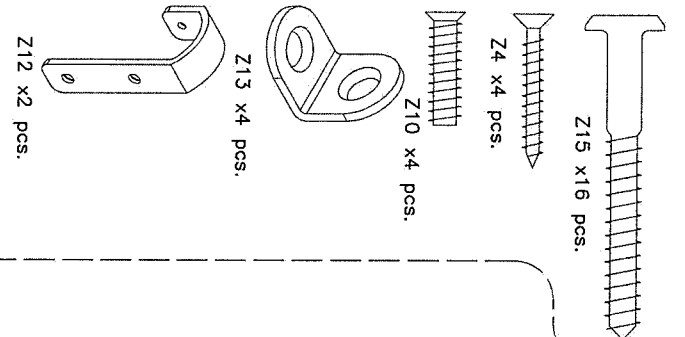
6



DK: Max. madrashøjde
 D: Max. Höhe der Matratze
 GB: Max. height of mattress
 F: Hauteur max. du matelas
 I: Altezza max. materasso
 E: Altura del colchón máximo
 NL: Maximale matrashoogte
 CN: 最高床架高度



7



8

