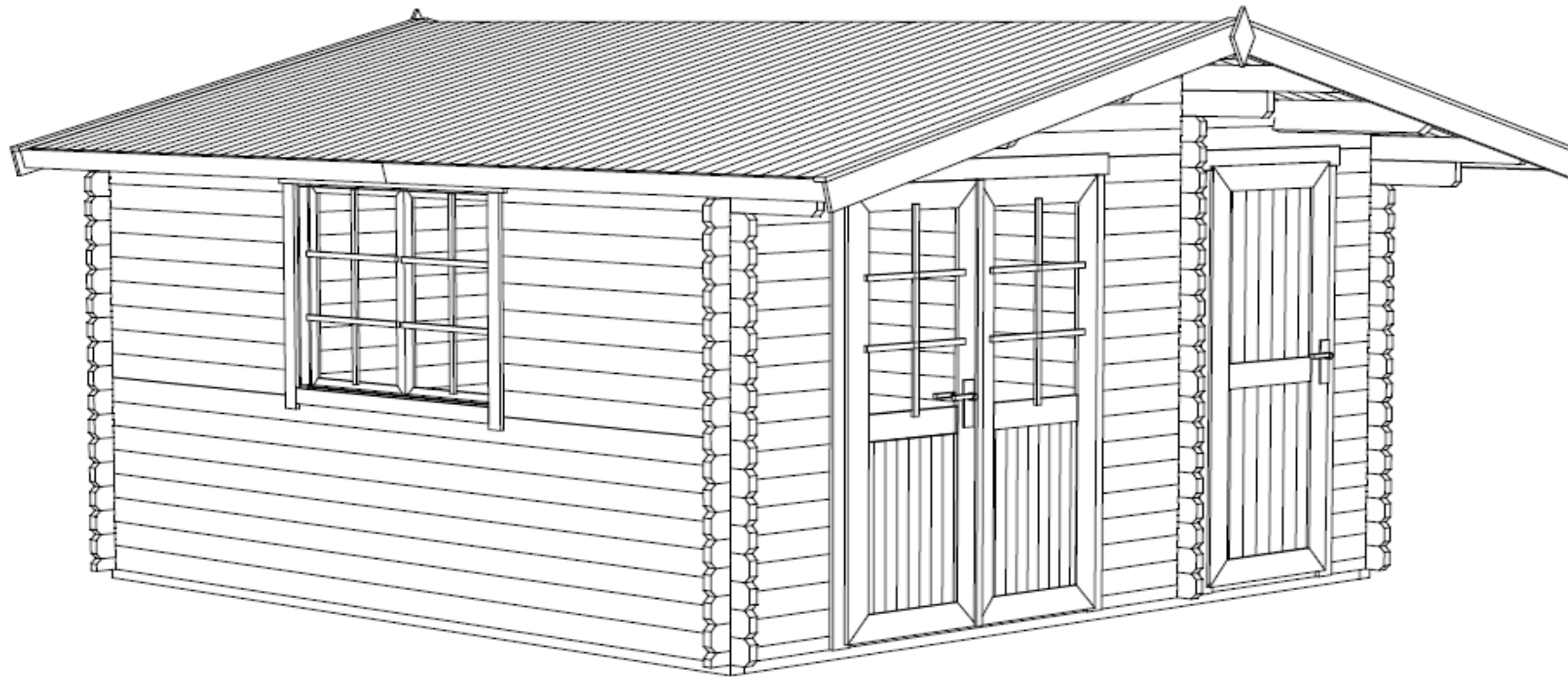


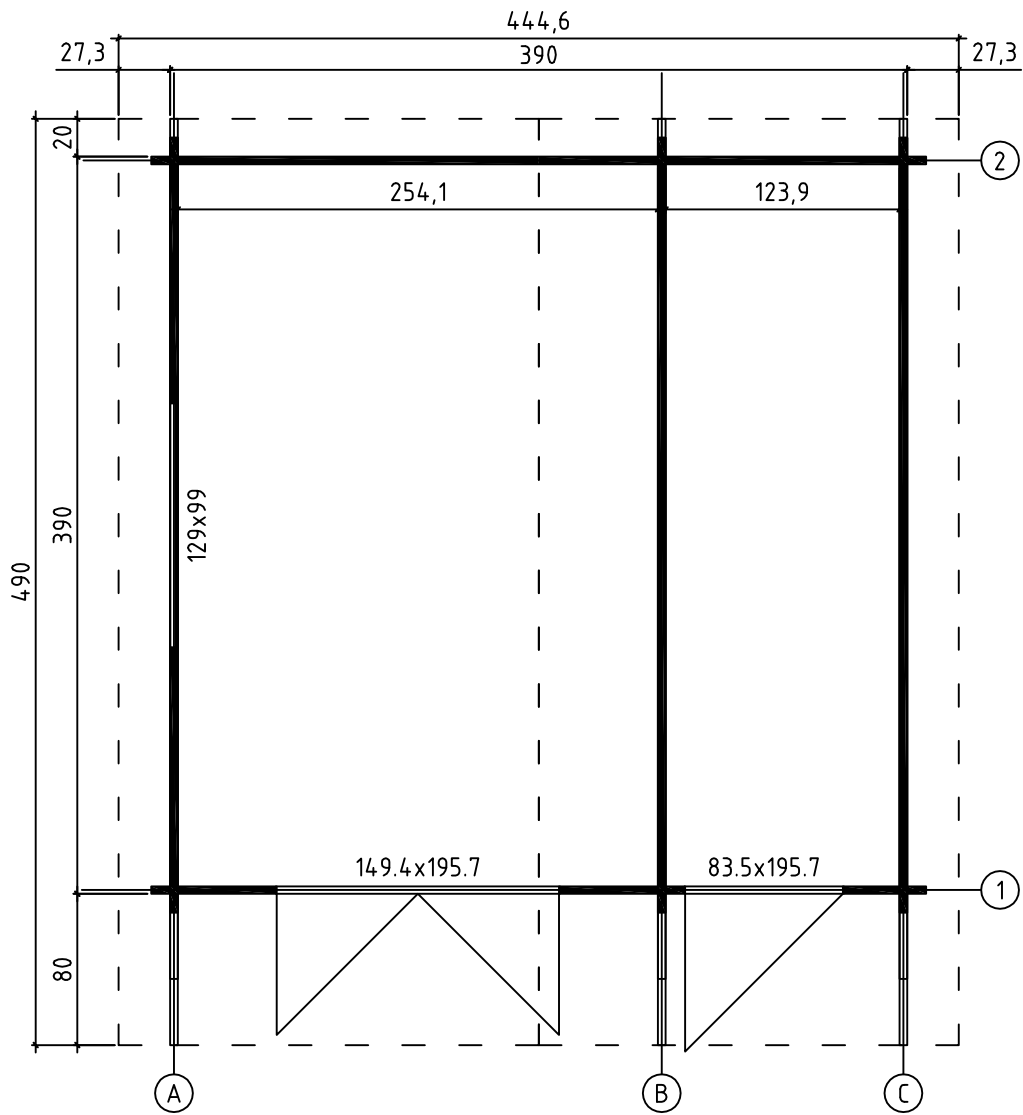
Art. Nr. 406100

1/11

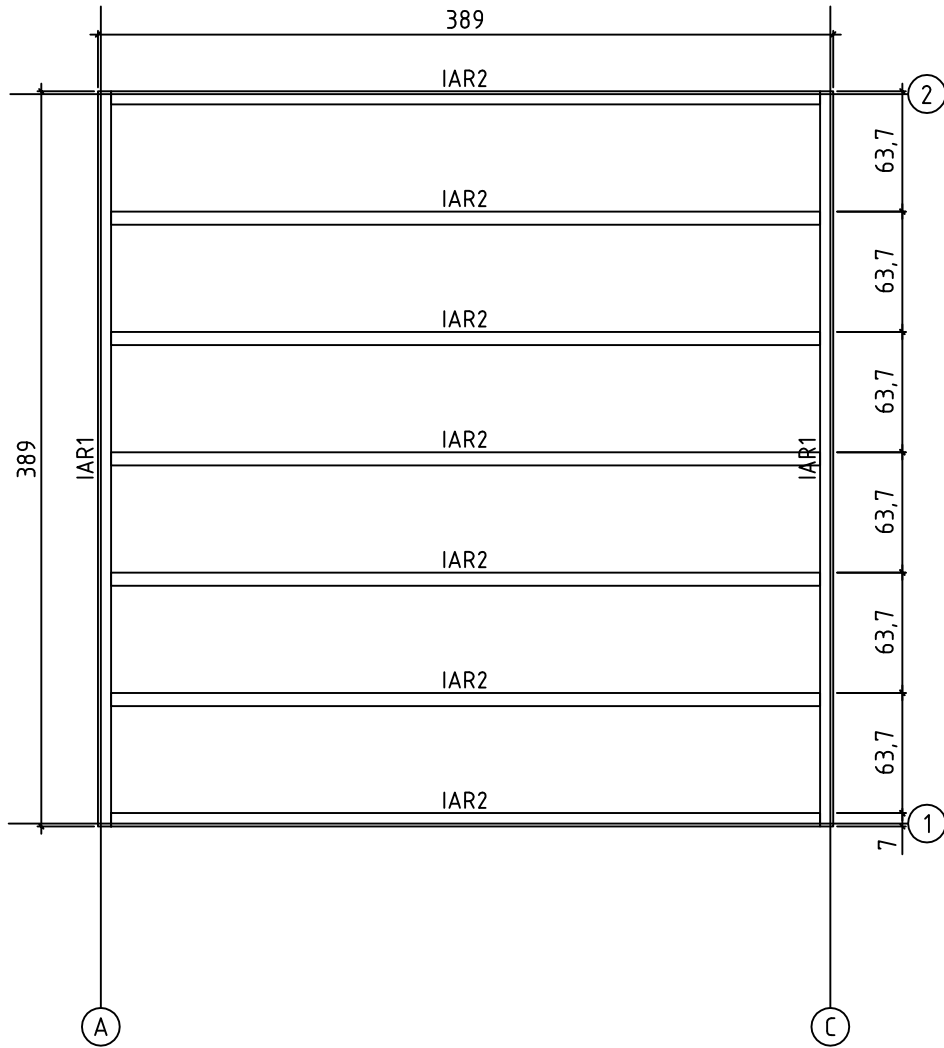


26.08.2016

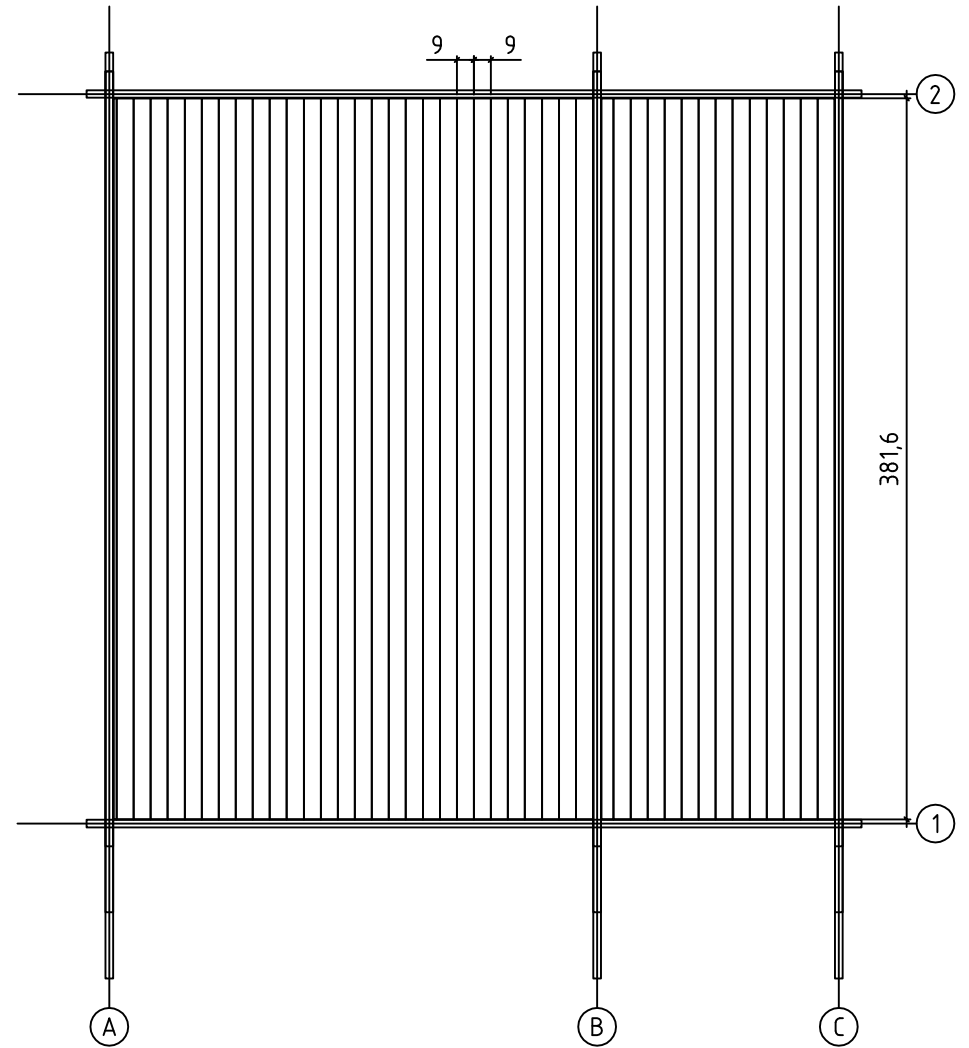
GROUNDPLAN - GRUNDPLAN - PLAN DE MASSE

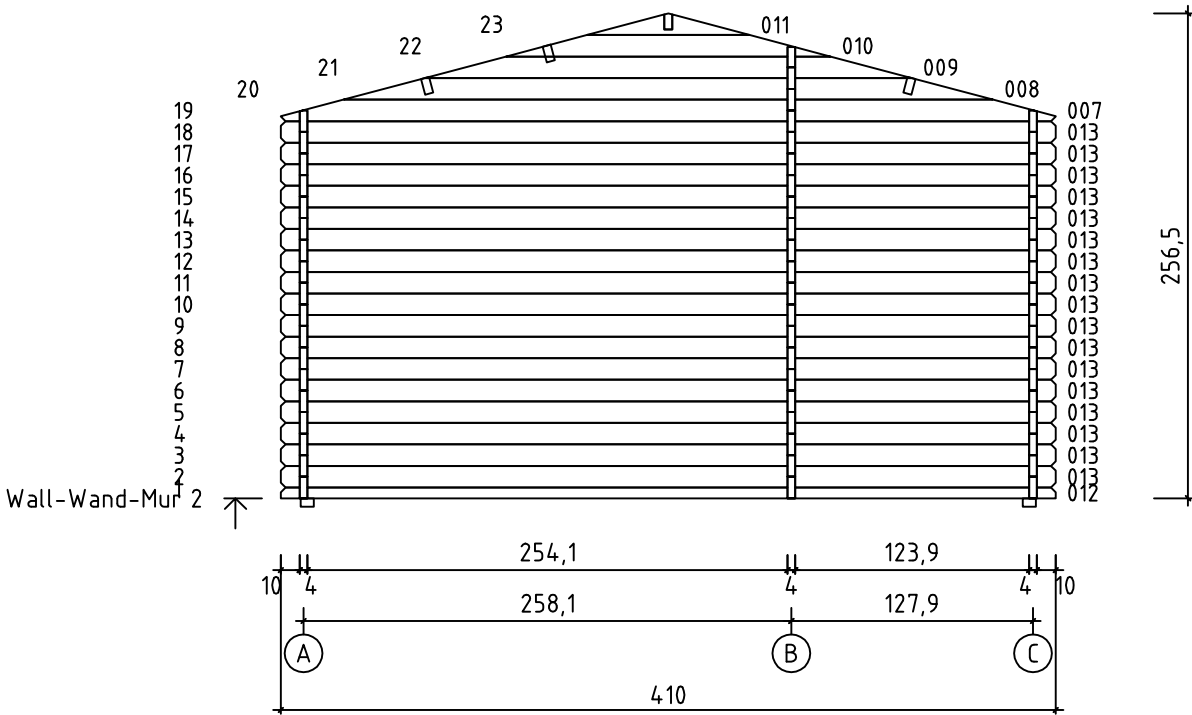
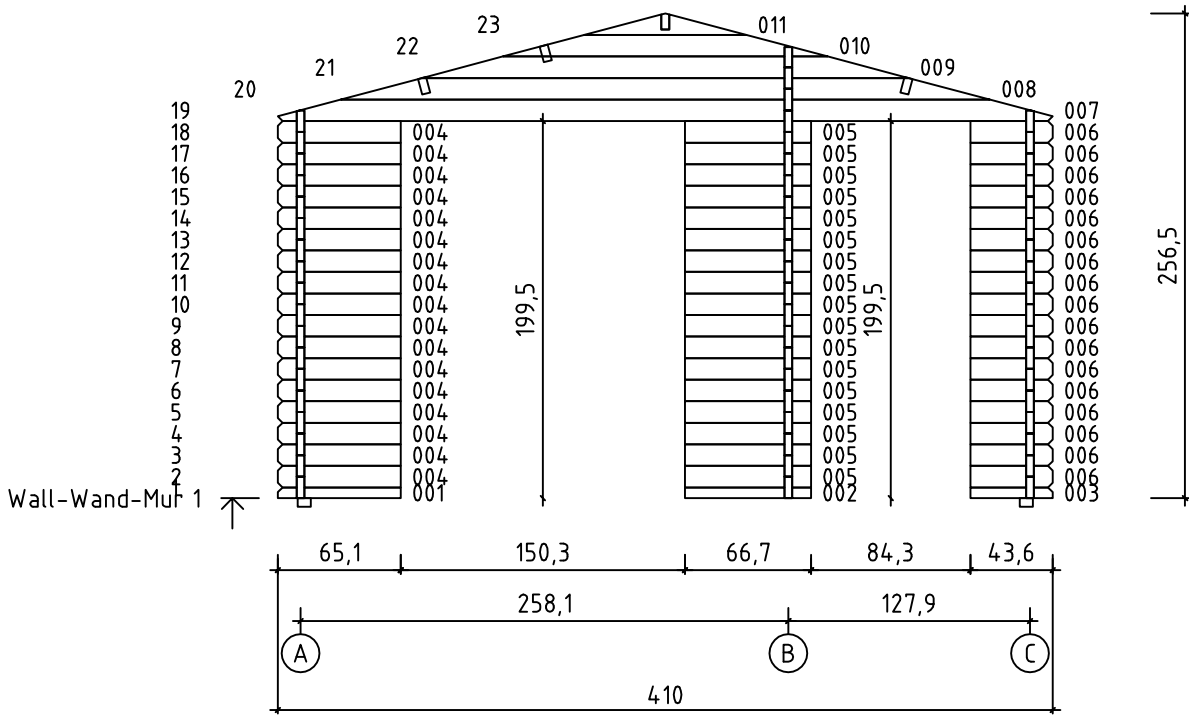


FOUNDATION - FUNDAMENT - FONDATION

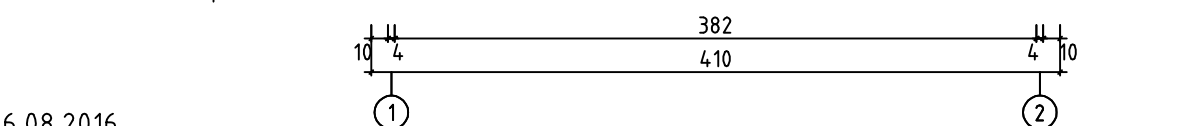
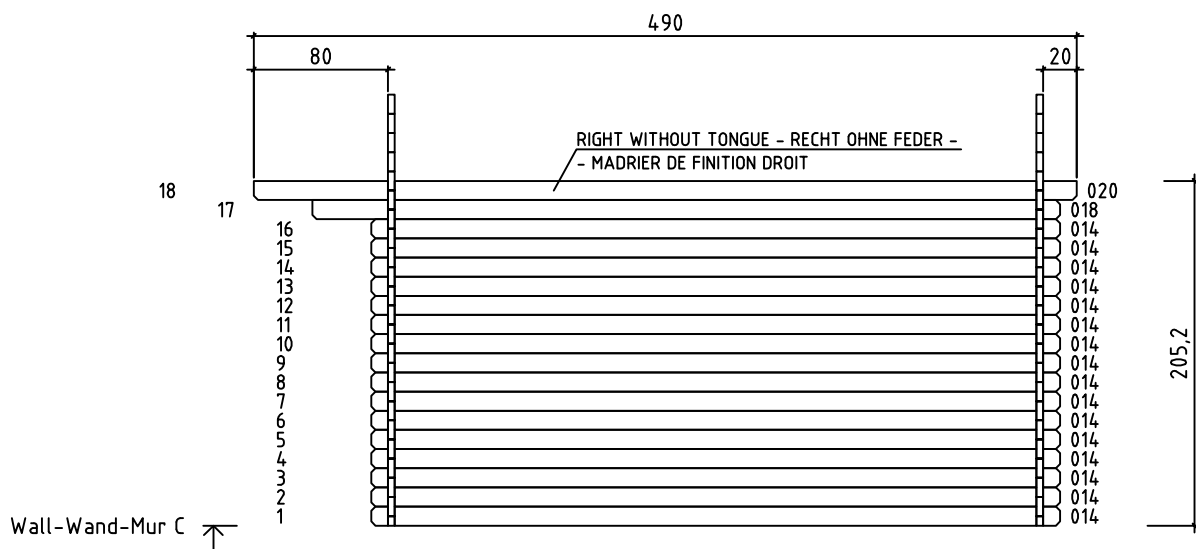
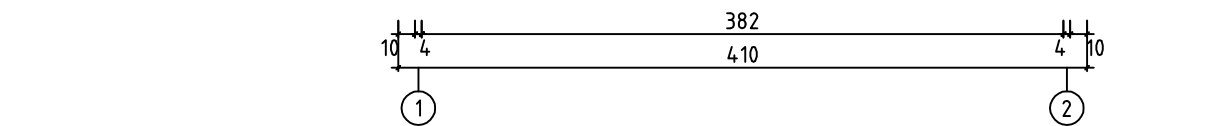

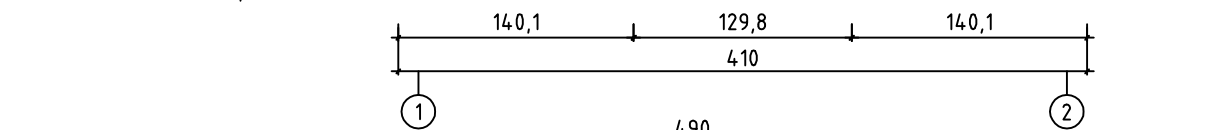
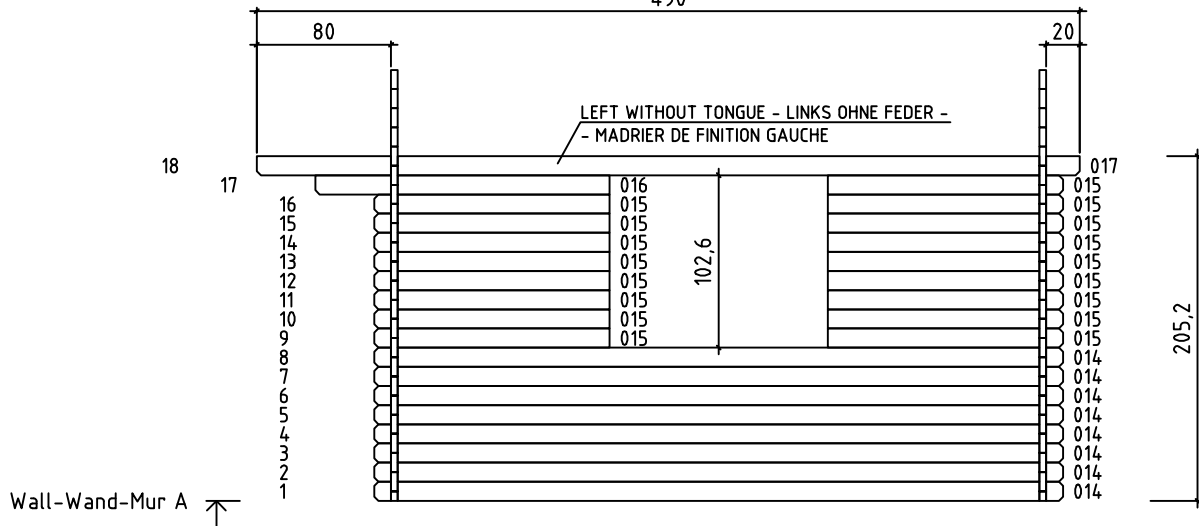


FLOOR BOARDS - FUSSBODENBRETTER - PLAN POSE PLANCHER

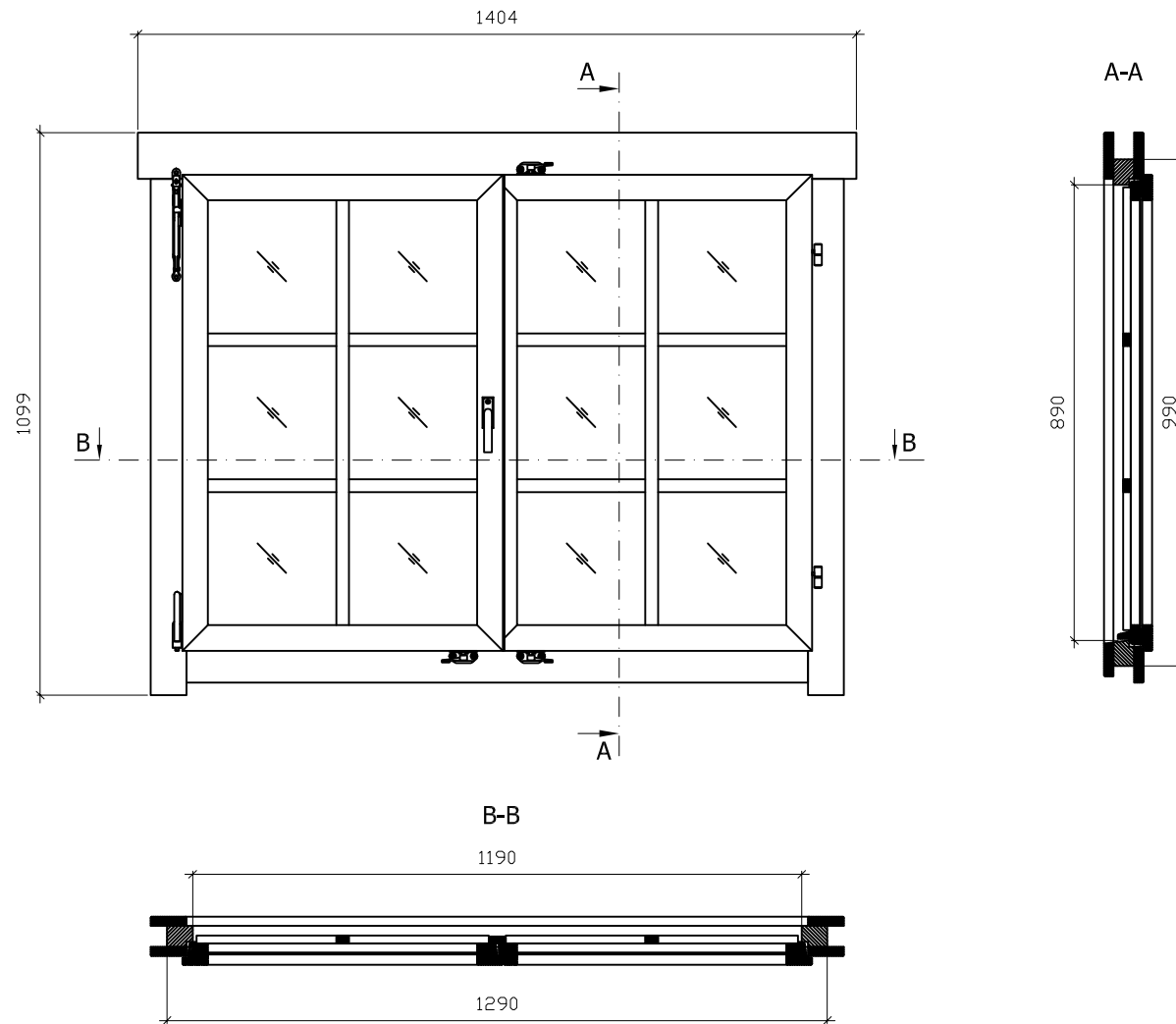




Art.Nr. 406100  
490

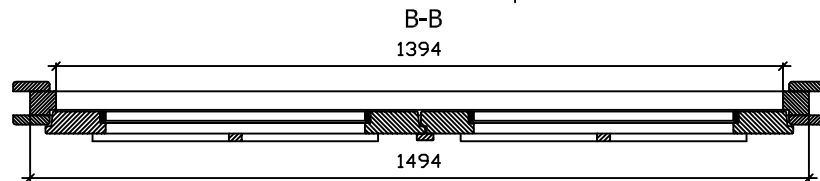
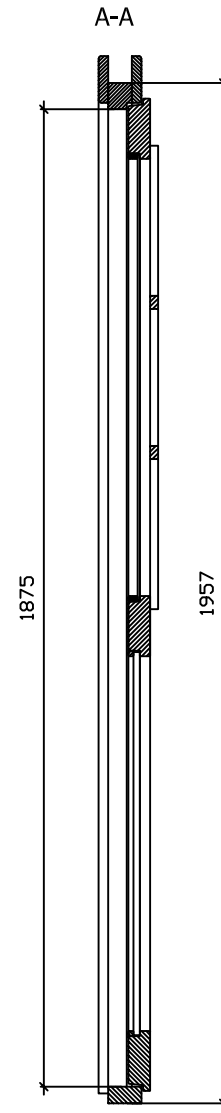
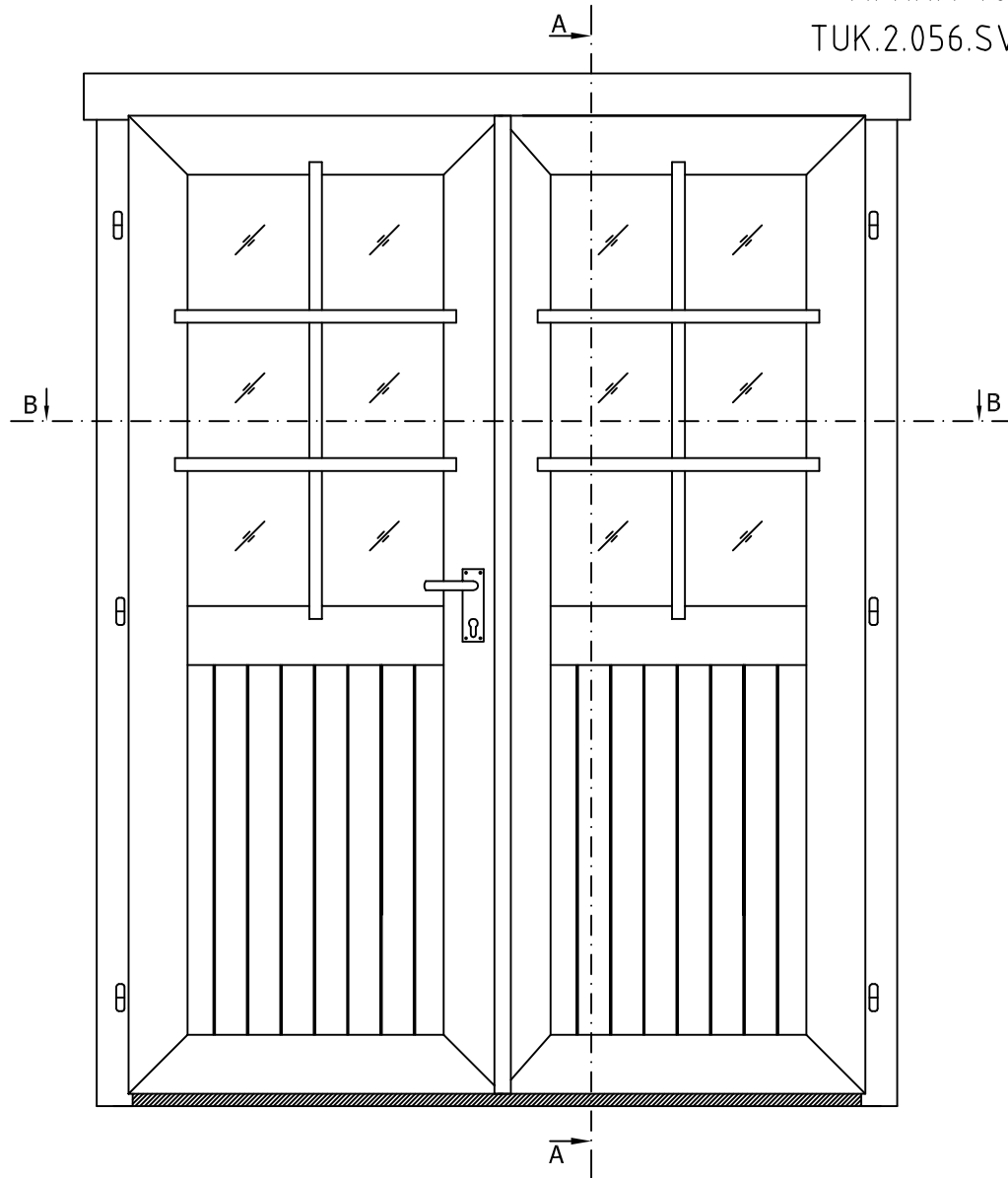


Art.Nr. 406100  
TAK.1.106.SSV.b



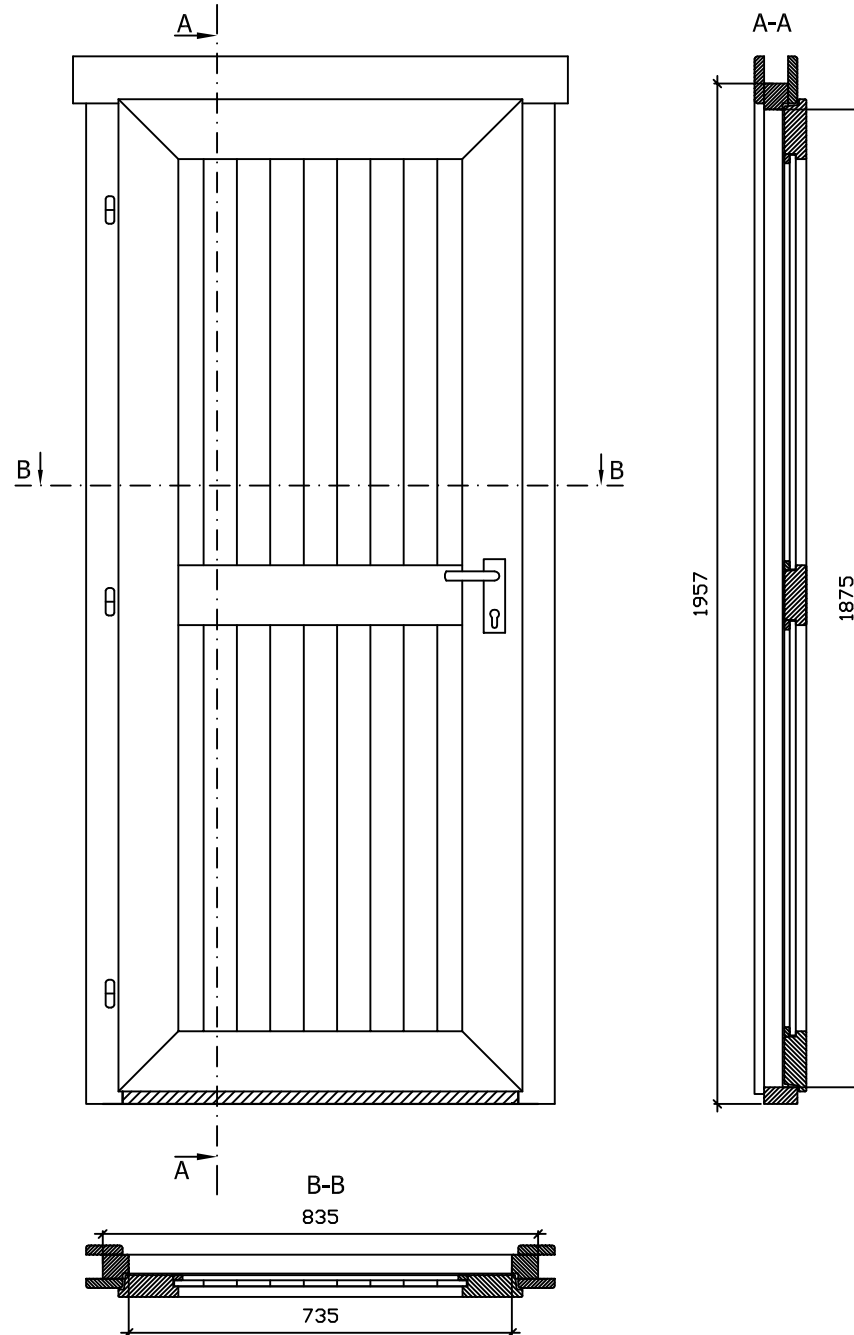
Glass size - Glasgröße - Taille de la vitre:  
542x846 mm

Art.Nr. 406100  
TUK.2.056.SVV.MMb

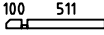
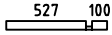

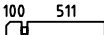
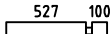



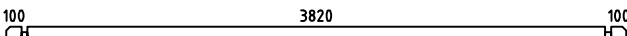
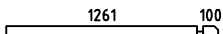


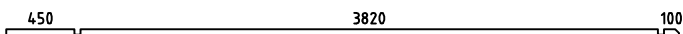


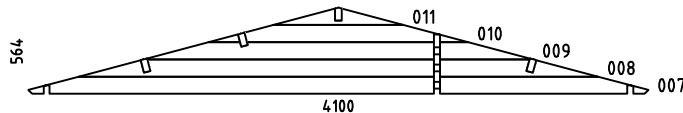






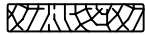




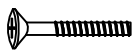



















Door glass size - Glasgröße - Taille de la vitre:  
514x855 mm

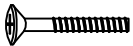


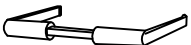

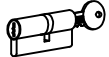
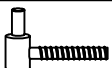

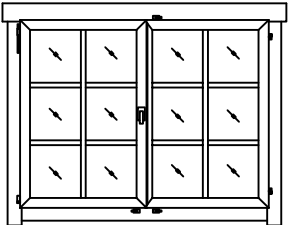
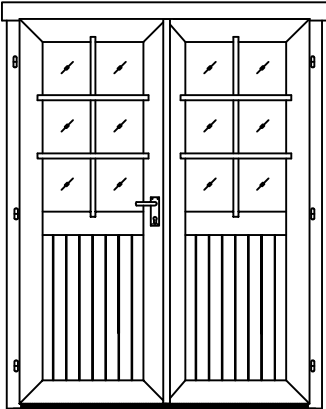
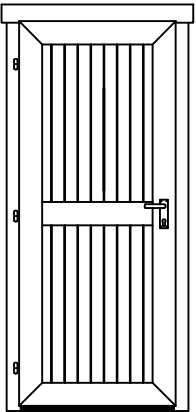
Art.Nr. 406100  
UL.2.100.IVV.MM












Pos	26.08.2016	Piecelist - Stücklist - Liste des composants Art. Nr. 406100	9/11	Q.	P. (mm)	L. (mm)
001				1	40x57	651
002				1	40x57	667
003				1	40x57	436
004				17	40x114	651
005				17	40x114	667
006				17	40x114	436
012				1	40x57	4100
013				17	40x114	4100
014				43	40x114	4100
015				17	40x114	1401
016				1	40x114	1751
017				1	40x120	4900
018				2	40x114	4450
019				1	40x107	4900
020				1	40x120	4900
W1-1 W2-1				1 1		
IAR1	FOUNDATION - FUNDAMENT - FONDATION			2	70x45	3890
IAR2	FOUNDATION - FUNDAMENT - FONDATION			7	70x45	3750
PR1	ROOF BEAM - DACHBALKEN - PANNE DE TOIT			1	44x140	4900
A-PR1	ROOF BEAM - DACHBALKEN - PANNE DE TOIT			3	44x140	4900
	FLOOR BOARDS - FUSSBODENBRETTER - LAME DE PLANCHER			43	90x18	3816
	ROOF BOARDS - DACHBRETTER - VOLIGES			110	90x18	2300
	FLOOR FILLET - FUSSBODENLEISTE - CORNIERE DE FINITION DU PLANCHER				18x18	22.81
	ROOFING FELT FILLET - DACHPAPPENLEISTE - BAGUETTE DE FIXATION DU FEUTRE BITUMEUX			4	18x58	2350

Pos	26.08.2016	Piecelist - Stücklist - Liste des composants Art. Nr. 406100	10/11	Q.	P. (mm)	L. (mm)
TB-1	FASCIA BOARD - TRAUFBRETT - BANDEAU DE TOIT			2	18x90	4900
DRV-1	ROOF EDGE REINFORCEMENT - DACHRANDVERSTÄRKUNG - CORNIERE DE RENFORT DE BORD DE TOIT			2	28x34	4900
KFS-1	STORM PROTECTION - STURMLEISTE - - LATTE ANTI-TEMPETE			4	22x45	2050
	GABLE MOULDING - GIEBELLEISTE - - PLANCHE DE RIVE			4	18x120	2350
FS1	WINDOW HANDLE FITTINGS - FENSTERGRIFF - POIGNEE DE FENETRE			1		
FSP	BOLT FOR WINDOW HANDLE FITTINGS - BOLZEN FÜR FENSTERGRIFF BESCHLAG - VIS POUR FIXATION POIGNEE DE FENETRE			2		
HS1	SCREW FOR GEORGIAN BARS - SCHRAUBE FÜR SPROSSEN - VIS POUR FIXATION CROISILLONS BOIS DES MENUISERIES			24	2.5x20	
HS8	SCREW FOR GABLE SEGMENT - SCHRAUBEN FÜR DECKBLATT - VIS POUR FIXATION LOSANGE DE FINITION			4	3.5x35	
HS9	SCREW FOR GABLE MOULDING - SCHRAUBEN FÜR GIEBELLEISTE - VIS POUR FIXATION PLANCHE DE RIVE			32	3.5x50	
HS4	SCREW FOR WINDOW FILLET - SCHRAUBE FÜR GLASLEISTE - VIS DE FILET DE FENETRE			3	3x30	
HS4	SCREW FOR DOOR FILLET - SCHRAUBE ZUR BEFESTIGUNG TÜRLEISTE - VIS POUR FIXATION BAGUETTE D'ARRET DE PORTE			5	3x30	
HS12	SCREW FOR FASCIA BOARDS - SCHRAUBEN FÜR TRAUFBRETT - VIS POUR FIXATION BANDEAU DE TOIT			24	4x40	
HS12	SCREW FOR ROOF EDGE REINFORCEMENT - SCHRAUBEN FÜR DACHRANDVERSTÄRKUNG - VIS POUR FIXATION CORNIERE RENFORT DE BORD DE TOIT			24	4x40	
HS18	SCREW FOR FOUNDATION - SCHRAUBEN ZUR BEFESTIGUNG FUNDAMENT - VIS DE FIXATIONS DES POUTRELLES DE FONDATIONS			14	5x120	
HS18	SCREW FOR GABLE - SCHRAUBEN FÜR GIEBEL - VIS POUR FIXATION DES PIGNONS			20	5x120	
HS18	SCREW FOR ROOF BEAMS - SCHRAUBEN FÜR DACHBALKEN - VIS POUR FIXATION PANNES DE TOIT			14	5x120	
HS16	SCREW FOR 1. WALL BEAM - SCHRAUBE FÜR 1. BOHLENREIHE - VIS DE FIXATIONS 1ERE RANGÉE DE MADRIERS AVEC POUTRELLES DE FONDATIONS			8	5x90	
HS16	SCREW FOR DOOR JAMB - SCHRAUBE FÜR TÜRRAHMEN - VIS POUR FIXATION MONTANT DE PORTE			4	5x90	
HS25	SCREW FOR DOORSTEP - SCHRAUBEN FÜR SWELLE - VIS POUR FIXATION BARRE DE SEUIL			5	4.5x65	
NF2	ZN NAIL FOR FLOOR FILLET - ZN NÄGEL FÜR FUSSBODENLEISTE - POINTE POUR CORNIERE DE FINITION DU PLANCHER			46	1.4x40	
SH40	HAMMER BLOCK - SCHLAGHOLZ - CALLE DE FRAPPE			1		
SFS	NUT FOR STORM PROTECTION - SCHRAUBENMUTTER FÜR STURMLEISTE - ECROU POUR LATTE ANTI-TEMPETE			8	D6	
NF4	ZN NAIL FOR ROOF - ZN NÄGEL FÜR DACHBRETT - POINTE POUR FIXATION VOLIGES DE TOIT			460	2x50	
NF4	ZN NAIL FOR FLOOR - ZN NÄGEL FÜR FUSSBODENBRETT - CLOUS POUR PLANCHER			308	2x50	
NF5	ZN NAIL FOR ROOFING FELT FILLET - ZN NÄGEL FÜR DACHPAPPENLEISTE - POINTE POUR BAGUETTE DE FIXATION FEUTRE BITUMEUX			24	2x40	

Pos	26.08.2016	Piecelist - Stücklist - Liste des composants Art. Nr. 406100	11/11	Q.	P. (mm)	L. (mm)
BFS	BOLT FOR STORM PROTECTION - BOLZEN FÜR STURMLEISTE - BOULON POUR LATTE ANTI-TEMPETE			8	6x70	
GS	GABLE SEGMENT - DECKBLATT - LOSANGE DE FINITION			2		
DFS	WASHER FOR STORM PROTECTION - DICHTSCHEIBE FÜR STURMLEISTE - RONDELLE POUR LATTE ANTI-TEMPETE			8	D6	
TL4	DOOR HANDLE FITTINGS - TÜRGRIF - POIGNEE DE PORTE			2		
TL5	SET OF DOOR LOCK COVERS - SCHLOSSBLENDEN - SET DE GARNITURES DE PORTE			2		
	CYLINDER LOCK - ZYLINDERSCHLOSS - BARILLET DE PORTE			2	30/35	
	MALE BOLT HINGE FOR DOOR - TÜRRIEGEL - PARTIE MALE DE PAUMELLE DE PORTE			6	16/52	
	STRIKER FOR BARREL BOLT - HÜLSE FÜR GRENDELRIEGEL - GACHE AU SOL DU TARGETTE			2		
	WINDOW - FENSTER - FENETRE 1290x990 SGC		TAK.1.106.SSV.b	1		
						
	DOOR - TÜR - PORTE 1494x1957 SGC		TUK.2.056.SVV.MMb	1		
						
	DOOR - TÜR - PORTE 835x1957 TC		UL.2.100.IVV.MM	1		
						

Pos	03.07.2012	FLOWER BOX - BLUMENKASTEN - JARDINIERE ART.NR. 990800	1/1	Q.	P (mm)	L (mm)
ES1				1	18x90	1314
ES2				1	18x90	1292
TS				1	18x140	1254
PL				4	18x140	201
KL				2	18x140	200
SH100	ASSAMBLING SCREW FOR FLOWER BOX - SCHRAUBE ZUR BEFASTUGUNG DEN BLUMENKASTEN - VIS DE FIXATION AU MUR DES JARDINIERES			32	3.5x50	
SH100	SCREW FOR FIXING FLOWER BOX TO THE WALLS - SCHRAUBE ZUR BEFASTUGUNG DEN BLUMENKASTEN - VIS DE FIXATION AU MUR DES JARDINIERES			3	4x40	

